


Arcadia offers functional design, continuing from a single module to a comprehensive system.



Series 1000

Arcadia Series 1000 features an extruded aluminum base, designed to hold a variety of modular insert components, including printed paper, injected molded message strips, ADA plaques, and more.

Arcadia's unique, patent protected contour edge profiles and decorative design options truly set it apart from the rest, offering a well-designed, yet clean and simple curved-face signage solution.

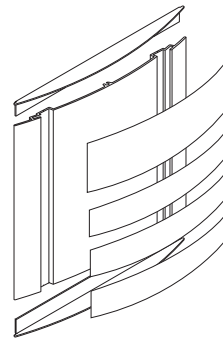
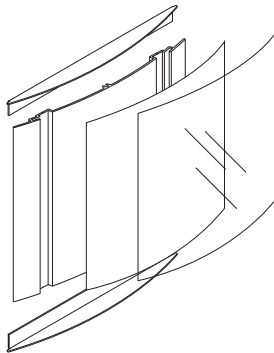
Features & Benefits:

- Standard and Custom Sizes Available
- Extruded Aluminum Base
- ADA Compatible
- User Lettering Options:
Compatible with APCO's SignWord Pro Software and Supplies, as well as Numerous, Market-Available Paper sizes
- Concealed Fasteners
- Aluminum Top/Bottom Caps

Standard Holder Colors/Finishes

Holder

- Painted
- 44 Standard Colors
- Custom
- Natural Satin Anodized



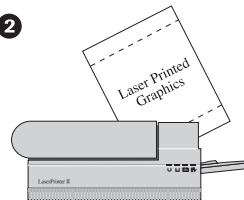
Update Arcadia Inserts in 3 Easy Steps

1



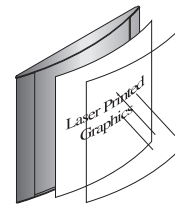
With SignWord Pro Software, enter your message and symbols using pre-established formats or your own custom layouts.

2



Print the image on a special paper that is perforated to fit the sign holder.

3



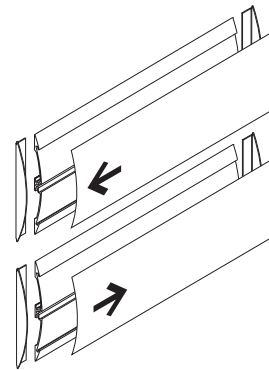
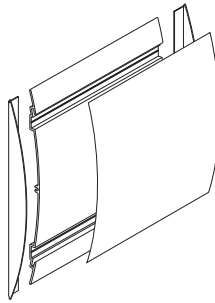
Punch out the sign insert, place it in the holder, flex in the clear plastic lens and PRESTO – in less than 60 seconds you have a completed sign!

Series 2000

Perhaps the primary benefit of the Arcadia system is its design flexibility. Utilizing the same simple components as Series 1000, Arcadia's Series 2000 features an entirely different look. With Contour edge profiles at top and bottom, a new range of creative solutions is made possible.

Ideal for:

- Personnel Signs
- Room and Suite Identification
- Ceiling and Wall Projecting Signs
- Directional and Directory Modules



Standard Holder Colors/Finishes

Holders

- Painted
- 44 Standard Colors
- Custom
- Natural Satin Anodized

Aluminum Caps

- Natural Satin Anodized
- Painted



Arcadia inserts are removed from the front using a Suction Cup Removal Tool (SCT).

4.4.103

06/18

Series 3000

More than just signs, Arcadia's Series 3000 module is a completely reconfigurable Information Center.

Constructed of pre-engineered aluminum components, Arcadia's Series 3000 offers one of the highest quality, yet simple and easy kiosk solutions available.

Display Options Include

- Digitally Output Graphics
- User Provided Laser Printed Inserts
- Decorative Wood or Metal Elements
- Modular Injection Molded Message Strips
- Modular Brochure Holders

Ideal For


- Events, Exhibits, Museums, Galleries, Lobbies, Airports, Etc....

Standard Holder Colors/Finishes

Natural Satin Anodized

Painted

- 44+ Standard
- Custom



Series 3200

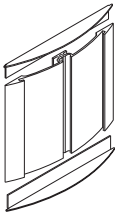
2-Sided

11", 17" & 22" Widths









Heights Variable

ARH100

100mm (4") Width



 indicates compatibility with APCO's SignWord Pro and/or market-available paper inserts.

Standard Heights	Product Code	
45mm (1-3/4")	ARH45-100	
60mm (2-3/8")	ARH60-100	
75mm (3")	ARH75-100	
90mm (3-1/2")	ARH90-100	
105mm (4'-1/4")	ARH105-100	
120mm (4-3/4")	ARH120-100	
135mm (5-5/16")	ARH135-100	
150mm (5-7/8")	ARH150-100	
165mm (6-1/2")	ARH165-100	
180mm (7-1/16")	ARH180-100	
195mm (7-11/16")	ARH195-100	
210mm (8-1/4")	ARH210-100	
8-1/2" (215mm)	ARH85-100	
11" (280mm)	ARH11-100	

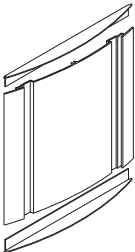
Holder Specifications

Overall width:	5.063" (128.6 mm)
Visible Width:	3.75" (95.25 mm)
Insert Width:	4.00" (101.6mm)
Edge Profile Width:	.656" (16.66mm)
Max. Insert Thickness:	.093" (2.36mm)

NOTE: Unless otherwise specified, ARH85100 and ARH11-00 modules are cut to exact height in inches, NOT mm's. These modules are sized around standard 8-1/2" x 11" paper inserts. All other modules will be cut to mm height, NOT inches, unless otherwise specified in writing.

ARH150

150mm (5-7/8") Width



 indicates compatibility with APCO's SignWord Pro and/or market-available paper inserts.

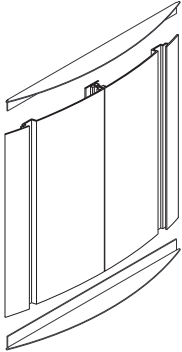
Standard Heights	Product Code	
45mm (1-3/4")	ARH45-150	
60mm (2-3/8")	ARH60-150	
75mm (3")	ARH75-150	
90mm (3-1/2")	ARH90-150	
105mm (4'-1/4")	ARH105-150	
120mm (4-3/4")	ARH120-150	
135mm (5-5/16")	ARH135-150	
150mm (5-7/8")	ARH150-150	
165mm (6-1/2")	ARH165-150	
180mm (7-1/16")	ARH180-150	
195mm (7-11/16")	ARH195-150	
210mm (8-1/4")	ARH210-150	
8-1/2" (215mm)	ARH85-150	
225mm (8-7/8")	ARH225-150	
11" (280mm)	ARH11-150	
14" (355mm)	ARH14-150	

Holder Specifications

Overall width:	7.5" (190.5 mm)
Visible Width:	5.656" (143.66 mm)
Insert Width:	6.00" (152.4mm)
Edge Profile Width:	.906" (23.01mm)
Max. Insert Thickness:	.095" (2.41mm)

NOTE: Unless otherwise specified, ARH85-150, ARH11-150 and ARH14-150 modules are cut to exact height in inches, NOT mm's. These modules are sized around standard 8-1/2" x 11" and 8-1/2" x 14 paper inserts. All other modules will be cut to mm height, NOT inches, unless otherwise specified in writing.

ARH215
8-1/2" (215mm) Width



 indicates compatibility with APCO's SignWord Pro and/or market-available paper inserts.

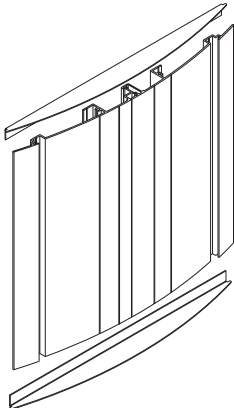
Standard Heights	Product Code
60mm (2-3/8")	ARH60-215 
75mm (3")	ARH75-215
90mm (3-1/2")	ARH90-215 
105mm (4"-1/4")	ARH105-215
120mm (4-3/4")	ARH120-215 
135mm (5-5/16")	ARH135-215
150mm (5-7/8")	ARH150-215 
165mm (6-1/2")	ARH165-215
180mm (7-1/16")	ARH180-215 
195mm (7-11/16")	ARH195-215
210mm (8-1/4")	ARH210-215
8-1/2" (215mm)	ARH85-215 
225mm (8-7/8")	ARH225-215
240mm (9-7/16")	ARH240-215
255mm (10")	ARH255-215
270mm (10-5/8")	ARH270-215 
11" (280mm)	ARH11-215
285mm (11-1/4")	ARH285-215
300mm (11-3/4")	ARH300-215
315mm (12-3/8")	ARH315-215
330mm (13")	ARH330-215
14" (355mm)	ARH14-215 

Holder Specifications

Overall width:	10.188" (257.78 mm)
Visible Width:	8.0" (203.2 mm)
Insert Width:	8.5" (215.9mm)
Edge Profile Width:	1.08" (27.43mm)
Max. Insert Thickness:	.095" (2.41mm)

NOTE: Unless otherwise specified, ARH85-215, ARH11-215 and ARH14-215 modules are cut to exact height in inches, NOT mm's. These modules are sized around standard 8-1/2" x 11" and 8-1/2" x 14" paper inserts. All other modules will be cut to mm height, NOT inches, unless otherwise specified in writing.

ARH280
11" (280mm) Width



 indicates compatibility with APCO's SignWord Pro and/or market-available paper inserts.

Standard Heights	Product Code
90mm (3-1/2")	ARH90-280
120mm (4-3/4")	ARH120-280
150mm (5-7/8")	ARH150-280
180mm (7-1/16")	ARH180-280
195mm (7-11/16")	ARH195-280
210mm (8-1/4")	ARH210-280
8-1/2" (215mm)	ARH85-280 
225mm (8-7/8")	ARH225-280
240mm (9-7/16")	ARH240-280
255mm (10")	ARH255-280
270mm (10-5/8")	ARH270-280
11" (280mm)	ARH11-280 
285mm (11-1/4")	ARH285-280
300mm (11-3/4")	ARH300-280
315mm (12-3/8")	ARH315-280
330mm (13")	ARH330-280
345mm (13-9/16")	ARH345-280
14" (355mm)	ARH14-280 
360mm (14-3/16")	ARH360-280
375mm (14-3/4")	ARH375-280
390mm (15-3/8")	ARH390-280
405mm (16")	ARH405-280
420mm (16-1/2")	ARH420-280
17" (430mm)	ARH17-280 
435mm (17-1/8")	ARH435-280
450mm (17-3/4")	ARH450-280
465mm (18-1/4")	ARH465-280

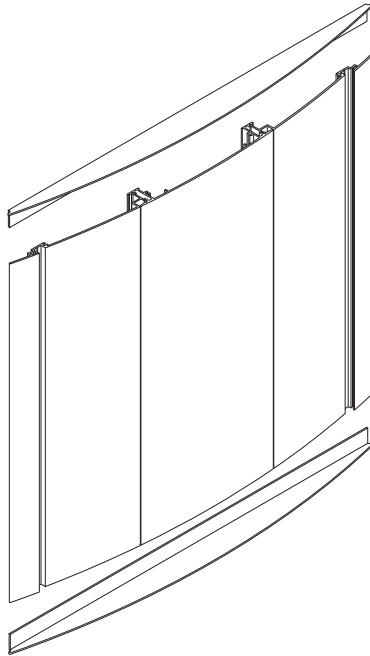
Holder Specifications

Overall width:	13.00" (330.2 mm)
Visible Width:	10.595" (269.11mm)
Insert Width:	11.00" (279.4mm)
Edge Profile Width:	1.20" (25.91mm)
Max. Insert Thickness	.093" (2.36mm)

NOTE: Unless otherwise specified, ARH85-280, ARH11-280, ARH14-280 and ARH17-280 modules are cut to exact height in inches, NOT mm's. These modules are sized around standard letter and tabloid paper inserts. All other modules will be cut to mm height, NOT inches, unless otherwise specified in writing.

ARH430

17" (430mm) Width



 indicates compatibility with APCO's SignWord Pro and/or market-available paper inserts.

**Consult APCO
for Custom Sizes**

Standard Heights	Product Code
180mm (7-1/16")	ARH180-430
195mm (7-11/16")	ARH195-430
210mm (8-1/4")	ARH210-430
225mm (8-7/8")	ARH225-430
240mm (9-7/16")	ARH240-430
255mm (10")	ARH255-430
270mm (10-5/8")	ARH270-430
11" (280mm)	ARH11-430 
285mm (11-1/4")	ARH285-430
300mm (11-3/4")	ARH300-430
315mm (12-3/8")	ARH315-430
330mm (13")	ARH330-430
345mm (13-9/16")	ARH345-430
14" (355mm)	ARH14-430
360mm (14-3/16")	ARH360-430
375mm (14-3/4")	ARH375-430
390mm (15-3/8")	ARH390-430
405mm (16")	ARH405-430
420mm (16-1/2")	ARH420-430
17" (430mm)	ARH17-430
435mm (17-1/8")	ARH435-430
450mm (17-3/4")	ARH450-430
465mm (18-1/4")	ARH465-430
480mm (18-7/8")	ARH480-430
495mm (19-1/2")	ARH495-430
510mm (20-1/16")	ARH510-430
525mm (20-5/8")	ARH525-430
540mm (21-1/4")	ARH540-430
555mm (21-7/8")	ARH555-430
22" (560mm)	ARH22-430
570mm (22-7/16")	ARH570-430
585mm (23")	ARH585-430
600mm (23-5/8")	ARH600-430
24" (610mm)	ARH24-430
615mm (24-1/4")	ARH615-430
630mm (24-3/4")	ARH630-430
645mm (25-3/8")	ARH645-430
30" (762mm)	ARH30-430
36" (914mm)	ARH36-430
42" (1067mm)	ARH42-430
48" (1219mm)	ARH48-430

Larger sizes available.

Consult APCO for details.

NOTE: Unless otherwise specified, ARH11-430 and ARH17-430 modules are cut to exact height in inches, NOT mm's. These modules are sized around standard paper inserts. All other modules will be cut to mm height, NOT inches, unless otherwise specified in writing.

Holder Specifications

Overall Width:	18.812" (477.82mm)
Visible Width:	16.375" (415.93mm)
Insert Width:	17.00" (431.80mm)
Edge Profile Width:	1.219" (30.96mm)
Max. Insert Thickness:	.093" (2.36mm)

4.4.107

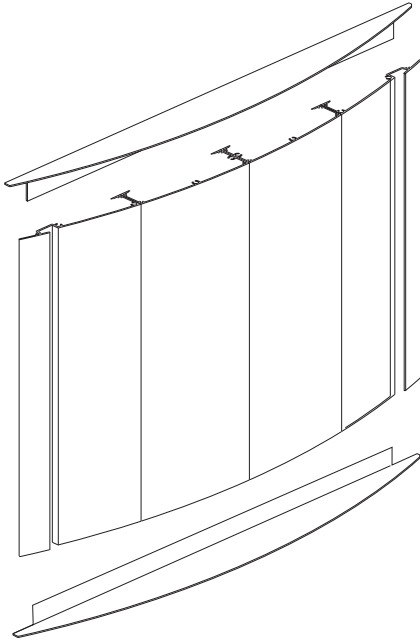
06/18

Series 1000

Holders & Caps Cont.

ARH560

22" (560mm) Width



Standard Heights

Standard Heights	Product Code
11" (280mm)	ARH11-560
17" (430mm)	ARH17-560
22" (560mm)	ARH22-560
24" (610mm)	ARH24-560
28" (711mm)	ARH28-560
30" (762mm)	ARH30-560
36" (914mm)	ARH36-560
42" (1067mm)	ARH42-560
44" (1118mm)	ARH44-560
48" (1219mm)	ARH48-560
54" (1372mm)	ARH54-560
60" (1524mm)	ARH60-560
66" (1676mm)	ARH66-560

Holder Specifications

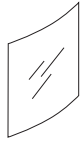
Overall width:	24.125" (612.78mm)
Visible Width:	21.375" (542.93mm)
Insert Width:	22.25" (565.15mm)
Edge Profile Width:	1.375" (34.93mm)
Max. Insert Thickness:	.140 (3.56mm)

NOTE: Unless otherwise specified, all ARH-560 modules are cut to exact height in inches, NOT mm's.

 indicates compatibility with APCO's SignWord Pro and/or market-available paper inserts.

**Consult APCO
for Custom Sizes**

Clear Lens
































.040" PETG (Non-Glare) for 100mm (4"), 150mm (5-7/8"), 8-1/2" (215mm) and 11" (280mm) widths.

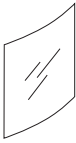
.060" PETG (Non-Glare) for 17" (430mm) widths.

.060" Acrylic (Non-Glare) for 22" (560mm) widths.

 indicates compatibility with APCO's SignWord Pro and/or market-available paper inserts.

Width	Standard Heights	Code	
100mm (4")	45mm (1-3/4")	ARI45-100-CL	
	60mm (2-3/8")	ARI60-100-CL	
	90mm (3-1/2")	ARI90-100-CL	
	120mm (4-3/4")	ARI120-100-CL	
	150mm (5-7/8")	ARI150-100-CL	
	180mm (7-1/16")	ARI180-100-CL	
	8-1/2" (215mm)	ARI85-100-CL	
	11" (280mm)	ARI11-100-CL	
150mm (5-7/8")	45mm (1-3/4")	ARI45-150-CL	
	60mm (2-3/8")	ARI60-150-CL	
	90mm (3-1/2")	ARI90-150-CL	
	120mm (4-3/4")	ARI120-150-CL	
	150mm (5-7/8")	ARI150-150-CL	
	180mm (7-1/16")	ARI180-150-CL	
	8-1/2" (215mm)	ARI85-150-CL	
	11" (280mm)	ARI11-150-CL	
	14" (355mm)	ARI14-150-CL	
8-1/2" (215mm)	60mm (2-3/8")	ARI60-215-CL	
	90mm (3-1/2")	ARI90-215-CL	
	120mm (4-3/4")	ARI120-215-CL	
	150mm (5-7/8")	ARI150-215-CL	
	180mm (7-1/16")	ARI180-215-CL	
	8-1/2" (215mm)	ARI85-215-CL	
	240mm (9-7/16")	ARI240-215-CL	
	270mm (10-5/8")	ARI270-215-CL	
	11" (280mm)	ARI11-215-CL	
	300mm (11-3/4")	ARI300-215-CL	
	330mm (13")	ARI330-215-CL	
	14" (355mm)	ARI14-215-CL	
11" (280mm)	90mm (3-1/2")	ARI90-280-CL	
	120mm (4-3/4")	ARI120-280-CL	
	150mm (5-7/8")	ARI150-280-CL	
	180mm (7-1/16")	ARI180-280-CL	
	8-1/2" (215mm)	ARI85-280-CL	
	270mm (10-5/8")	ARI270-280-CL	
	11" (280mm)	ARI11-280-CL	
	300mm (11-3/4")	ARI300-280-CL	
	14" (355mm)	ARI14-280-CL	
	17" (430mm)	ARI17-280-CL	
17" (430mm)	11" (280mm)	ARI11-430-CL	
	17" (430mm)	ARI17-430-CL	
	22" (560mm)	ARI22-430-CL	
	24" (610mm)	ARI24-430-CL	
	30" (762mm)	ARI30-430-CL	
	36" (914mm)	ARI36-430-CL	
	42" (1067mm)	ARI42-430-CL	
	48" (1219mm)	ARI48-430-CL	

Clear Lens cont.



 indicates compatibility with APCO's SignWord Pro and/or market-available paper inserts.

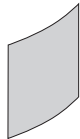
Width	Standard Heights	Code
22" (560mm)	11" (280mm)	ARI11-560-CL
	17" (430mm)	ARI17-560-CL
	22" (560mm)	ARI22-560-CL
	24" (610mm)	ARI24-560-CL
	28" (711mm)	ARI28-560-CL
	30" (762mm)	ARI30-560-CL
	36" (914mm)	ARI36-560-CL
	42" (1067mm)	ARI42-560-CL
	44" (1118mm)	ARI44-560-CL
	48" (1219mm)	ARI48-560-CL
	54" (1372mm)	ARI54-560-CL
	60" (1524mm)	ARI60-560-CL
	66" (1676mm)	ARI66-560-CL

Opaque Insert

.040" PETG with Subsurface Painted Background for 100mm (4"), 150mm (5-7/8"), 8-1/2" (215mm), and 11" (280mm) widths.

.060" PETG with Subsurface Painted Background for 17" (430mm) widths.

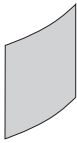
.060" Acrylic (Non-Glare) for 22" (560mm) widths.



IMPORTANT: Standard graphics and background colors are subsurface. If first surface background color and/or graphics are desired, please let us know.

Width	Standard Heights	Code	
100mm (4")	45mm (1-3/4")	ARI45-100	
	60mm (2-3/8")	ARI60-100	
	90mm (3-1/2")	ARI90-100	
	100mm (4")	ARI100-100	
	120mm (4-3/4")	ARI120-100	
	150mm (5-7/8")	ARI150-100	
	180mm (7-1/16")	ARI180-100	
	8-1/2" (215mm)	ARI85-100	
	11" (280mm)	ARI11-100	
	150mm (5-7/8")	45mm (1-3/4")	ARI45-150
		60mm (2-3/8")	ARI60-150
90mm (3-1/2")		ARI90-150	
120mm (4-3/4")		ARI120-150	
150mm (5-7/8")		ARI150-150	
180mm (7-1/16")		ARI180-150	
8-1/2" (215mm)		ARI85-150	
11" (280mm)		ARI11-150	
14" (355mm)		ARI14-150	
8-1/2" (215mm)		60mm (2-3/8")	ARI60-215
		90mm (3-1/2")	ARI90-215
	120mm (4-3/4")	ARI120-215	
	150mm (5-7/8")	ARI150-215	
	180mm (7-1/16")	ARI180-215	
	8-1/2" (215mm)	ARI85-215	
	240mm (9-7/16")	ARI240-215	
	270mm (10-5/8")	ARI270-215	
	11" (280mm)	ARI11-215	
	300mm (11-3/4")	ARI300-215	
	330mm (13")	ARI330-215	
	14" (355mm)	ARI14-215	
	11" (280mm)	90mm (3-1/2")	ARI90-280
		120mm (4-3/4")	ARI120-280
150mm (5-7/8")		ARI150-280	
180mm (7-1/16")		ARI180-280	
8-1/2" (215mm)		ARI85-280	
270mm (10-5/8")		ARI270-280	
11" (280mm)		ARI11-280	
300mm (11-3/4")		ARI300-280	
330mm (13")		ARI330-280	
360mm (14-3/16")		ARI360-280	
405mm (16")		ARI405-280	
17" (430mm)		ARI17-280	
17" (430mm)		11" (280mm)	ARI11-430
		330mm (13")	ARI330-430
	360mm (14-3/16")	ARI360-430	
	405mm (16")	ARI405-430	
	17" (430mm)	ARI17-430	
	22" (560mm)	ARI22-430	
	24" (610mm)	ARI24-430	
	30" (762mm)	ARI30-430	
	36" (914mm)	ARI36-430	
	42" (1067mm)	ARI42-430	
	48" (1219mm)	ARI48-430	

Opaque Insert cont.



 indicates compatibility with APCO's SignWord Pro and/or market-available paper inserts.

Width	Standard Heights	Code
22" (560mm)	11" (280mm)	ARI11-560-CL
	17" (430mm)	ARI17-560-CL
	22" (560mm)	ARI22-560-CL
	24" (610mm)	ARI24-560-CL
	28" (711mm)	ARI284-560-CL
	30" (762mm)	ARI30-560-CL
	36" (914mm)	ARI36-560-CL
	42" (1067mm)	ARI42-560-CL
	44" (1118mm)	ARI44-560-CL
	48" (1219mm)	ARI48-560-CL
	54" (1372mm)	ARI54-560-CL
	60" (1524mm)	ARI60-560-CL
	66" (1676mm)	ARI66-560-CL

ADA Plaque Insert

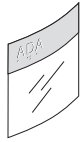


ARI-DPT

.040" to 1/16" plaque with APCO's DP-Tactile process direct-print, UV-cured tactile characters and fully domed Braille. Plaque can be clear or opaque (painted).

Width	Standard Heights	Code
100mm (4")	60mm (2-3/8")	ARI60-100
	75mm (3")	ARI75-100
	90mm (3-1/2")	ARI90-100
	105mm (4-1/8")	ARI105-100
	120mm (4-3/4")	ARI120-100
150mm (5-7/8")	60mm (2-3/8")	ARI60-150
	75mm (3")	ARI75-150
	90mm (3-1/2")	ARI90-150
	120mm (4-3/4")	ARI120-150
	150mm (5-7/8")	ARI150-150
	180mm (7-1/16")	ARI180-150
	8-1/2" (215mm)	ARI85-150
	11" (280mm)	ARI11-150
8-1/2" (215mm)	60mm (2-3/8")	ARI60-215
	75mm (3")	ARI75-215
	90mm (3-1/2")	ARI90-215
	120mm (4-3/4")	ARI120-215
	150mm (5-7/8")	ARI150-215
	180mm (7-1/16")	ARI180-215
	8-1/2" (215mm)	ARI85-215
	11" (280mm)	ARI11-215
11" (280mm)	60mm (2-3/8")	ARI60-280
	75mm (3")	ARI60-280
	90mm (3-1/2")	ARI90-280
	120mm (4-3/4")	ARI120-280
	150mm (5-7/8")	ARI150-280
	180mm (7-1/16")	ARI180-280
	8-1/2" (215mm)	ARI85-280
	11" (280mm)	ARI11-280
17" (430mm)	60mm (2-3/8")	ARI60-430
	75mm (3")	ARI75-430
	90mm (3-1/2")	ARI90-430
	120mm (4-3/4")	ARI120-430
	150mm (5-7/8")	ARI150-430

ADA Band



Flatbed direct-print or painted* with APCO's DP-Tactile process direct-print, UV-cured raised characters and Braille, applied to non-glare lens.

* For *non-metallic colors*, band is printed directly onto non-glare lens. For *metallic colors*, a painted band is applied to a non-glare lens.

Width	Standard Heights	Code
100mm (4")	2" (50mm*)	ARI2-100-ACL-DPT
	60mm (2-3/8")	ARI60-100-ACL-DPT
150mm (5-7/8")	2" (50mm*)	ARI2-150-ACL-DPT
	60mm (2-3/8")	ARI60-150-ACL-DPT
	75mm (3")	ARI75-150-ACL-DPT
8-1/2" (215mm)	2" (50mm*)	ARI2-215-ACL-DPT
	60mm (2-3/8")	ARI60-215-ACL-DPT
	75mm (3")	ARI75-215-ACL-DPT
	90mm (3-1/2")	ARI90-215-ACL-DPT
11" (280mm)	120mm (4-3/4")	ARI120-215-ACL-DPT
	60mm (1-3/4")	ARI60-280-ACL-DPT
	75mm (3")	ARI75-280-ACL-DPT
11" (280mm)	90mm (3-1/2")	ARI90-280-ACL-DPT
	120mm (4-3/4")	ARI120-280-ACL-DPT

4.4.113

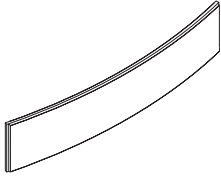
06/18

Series 1000

Inserts Cont.

Plastic Message Bands

Automotive Grade, Injection Molded
Integrally Colored



Width	Height	Code	Notes
11" (280mm)	30mm (1-1/8")	ARI30-280-MBC	custom fabricated
	45mm (1-3/4")	ARI45-280-MB	
	60mm (2-3/8")	ARI60-280-MB	
	90mm (3-1/2")	ARI90-280-MBC	custom fabricated
17" (430mm)	45mm (1-3/4")	ARI45-430-MB	
	60mm (2-3/8")	ARI60-430-MB	
	90mm (3-1/2")	ARI90-430-MBC	custom fabricated
	120mm (4-3/4")	ARI120-430-MBC	custom fabricated
	150mm (5-7/8")	ARI150-430-MBC	custom fabricated

Standard Colors

Integral *

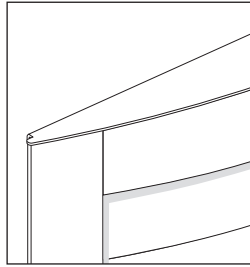
- A72 Bone White
- A78 Pearl Gray

Painted

- 44 Standard Colors
- Custom

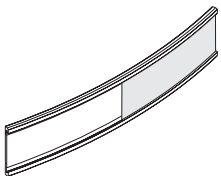
* Only available as standard for the 45mm & 60mm sizes. Other sizes may be painted.

IMPORTANT: Plastic Message Bands and Changeable Slide Inserts rest FLUSH with face of the holder edge profiles. All other Arcadia inserts rest below the face of the edge profile, concealed within the profile pocket.



Changeable Slide

Extruded Aluminum Base with Vinyl Sliding
Component *




Width	Height	Code
150mm (5-7/8")	30mm (1-1/8")	ARI30-150-SL
8-1/2" (215mm)	30mm (1-1/8")	ARI30-215-SL

* Standard sliding component is painted vinyl, available in 44+ standard colors. Custom option is "Micro-Perf" Metallic Laminate (Code: DMP3).

Standard graphics are PSV, applied directly to the aluminum base of the slider. For other graphic options, consult APCO for availability.

IMPORTANT: Plastic Message Bands and Changeable Slide Inserts rest FLUSH with face of the holder edge profiles. All other Arcadia inserts rest below the face of the edge profile, concealed within the profile pocket.



Standard Colors

Slider Base

Natural Satin Anodized

Painted

- 44 Standard Colors
- Custom

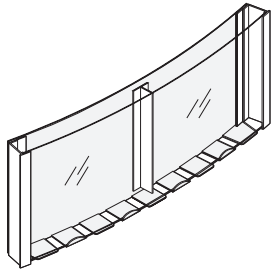
Vinyl Sliding Component

Painted

- 44 Standard Colors
- Custom

Literature Holder

Modular fixture with an 1/16" clear acrylic cover and adjustable aluminum pocket dividers.



Standard Colors/Finishes

Backer (covered by brochures)
Anodized Silver

Side Profiles
Natural Satin Anodized
Painted*

Compatible

Holder	Width	Height	Code / Notes
ARH280	11" (280mm)	6-7/8" (175mm)	ARI175-280-LH Includes (1) divider Possible literature configurations: - (1) 8-1/2" x 11" - (2) 4-1/4" x 11"
ARH430	17" (430mm)	6-7/8" (175mm)	ARI175-430-LH Includes (2) dividers Possible literature configurations: - (2) 8-1/2" x 11" - (4) 4-1/2" x 11" ** - (1) 8-1/2" x 11" with (2) 4-1/4" x 11"
ARH560	22" (430mm)	6-7/8" (175mm)	ARI175-560-LH Includes (3) dividers Consult APCO for possible literature configurations.

* Due to the intricate design and high wear-and-tear of the literature holder, painted finishes, although possible, are not recommended. Natural Satin Anodized provides a more cost-effective and durable solution. Consult APCO for details on availability of painted finishes.

** For this configuration, an extra divider must be ordered.

Spacer Insert

As most brochures displayed in the Literature Holder (above) are taller than the 6-7/8" (175mm) height of the Holder itself, a blank, opaque Spacer Insert, finished to simulate the color of the holder, is recommended to fill the space above the TOP of the Holder and below the TOP of the brochure.

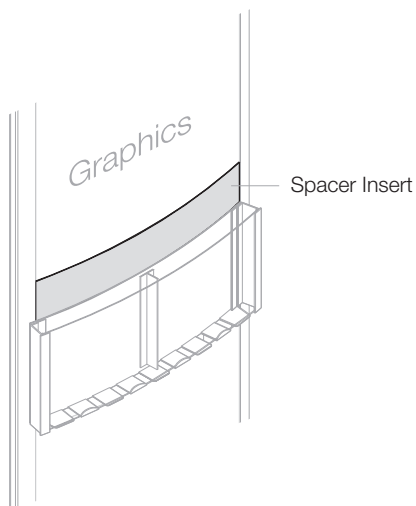
.040" PETG with Subsurface Painted Background for 11" (280mm) width.

.060" PETG with Subsurface Painted Background for 17" (430mm) widths.

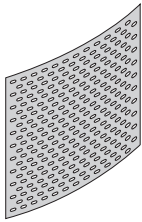
.060" Acrylic (Non-Glare) for 22" (560mm) widths.

Compatible


Holder	Width	Height	Code
ARH280	11" (280mm)	1-5/8" (41mm)	ARI1625-280
		4-1/8" (105mm)	ARI4125-280
		7-1/8" (181mm)	ARI7125-280
ARH430	17" (430mm)	1-5/8" (41mm)	ARI1625-430
		4-1/8" (105mm)	ARI4125-430
		7-1/8" (181mm)	ARI7125-430
ARH560	22" (430mm)	1-5/8" (41mm)	ARI1625-560
		4-1/8" (105mm)	ARI4125-560
		7-1/8" (181mm)	ARI7125-560



Decorative Metal Inserts - Perforated



DMP2
"Capsules"
Stainless Finish *



DMP3
"Micro-Perf"
Stainless Finish *

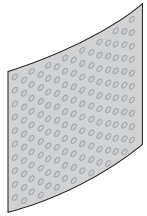
* Custom finishes are not available.

Width	Standard Heights	Code
100mm (4")	45mm (1-3/4")	ARI45-100-DMP __
	60mm (2-3/8")	ARI60-100-DMP __
	2-1/2" (64mm)	ARI25-100-DMP __
	75mm (3")	ARI75-100-DMP __
	90mm (3-1/2")	ARI90-100-DMP __
	100mm (4")	ARI100-100-DMP __
150mm (5-7/8")	45mm (1-3/4")	ARI45-150-DMP __
	60mm (2-3/8")	ARI60-150-DMP __
	2-1/2" (64mm)	ARI25-150-DMP __
	75mm (3")	ARI75-150-DMP __
	90mm (3-1/2")	ARI90-150-DMP __
	120mm (4-3/4")	ARI120-150-DMP __
150mm (5-7/8")	ARI150-150-DMP __	
8-1/2" (215mm)	45mm (1-3/4")	ARI45-215-DMP __
	60mm (2-3/8")	ARI60-215-DMP __
	2-1/2" (64mm)	ARI25-215-DMP __
	75mm (3")	ARI75-215-DMP __
	3" (75mm)	ARI3-215-DMP __
	90mm (3-1/2")	ARI90-215-DMP __
	120mm (4-3/4")	ARI120-215-DMP __
	150mm (5-7/8")	ARI150-215-DMP __
	180mm (7-1/16")	ARI180-215-DMP __
	8-1/2" (215mm)	ARI85-215-DMP __
11" (280mm)	45mm (1-3/4")	ARI45-280-DMP __
	60mm (2-3/8")	ARI60-280-DMP __
	2-1/2" (64mm)	ARI25-280-DMP __
	75mm (3")	ARI75-280-DMP __
	3" (75mm)	ARI3-280-DMP __
	90mm (3-1/2")	ARI90-280-DMP __
17" (430mm)	45mm (1-3/4")	ARI45-430-DMP __
	60mm (2-3/8")	ARI60-430-DMP __
	2-1/2" (64mm)	ARI25-430-DMP __
	75mm (3")	ARI75-430-DMP __
	3" (75mm)	ARI3-430-DMP __
	90mm (3-1/2")	ARI90-430-DMP __
120mm (4-3/4")	ARI120-430-DMP __	
150mm (5-7/8")	ARI150-430-DMP __	
22" (560mm)	90mm (3-1/2")	ARI90-560-DMP __
	120mm (4-3/4")	ARI120-560-DMP __
	150mm (5-7/8")	ARI150-560-DMP __
	180mm (7-1/16")	ARI180-560-DMP __
	8-1/2" (215mm)	ARI85-560-DMP __

IMPORTANT NOTES:

1. DMP2 and DMP3 are SEE THROUGH materials. Please take that into consideration when specifying. If a paper or other insert is needed behind that material, please specify clearly.
2. The Decorative Metal Inserts are NOT modular. Once positioned into the holder, it will be very difficult, if not impossible, to remove the decorative insert without causing damage to the holder.
3. DMP3 is NOT compatible with 430mm/17" or 560mm/22" holders.

Decorative Metal Inserts - Solid



DMS4
"Dimpled"
Silver Finish*

*Custom finishes not available.

NOTE: DMS4 is laminated to 1/16" thick backers when used with 17" (430mm) or 22" (560mm) modules.

Width	Standard Heights	Code
100mm (4")	45mm (1-3/4")	ARI45-100-DMS _
	60mm (2-3/8")	ARI60-100-DMS _
	2-1/2" (64mm)	ARI25-100-DMS _
	75mm (3")	ARI75-100-DMS _
	90mm (3-1/2")	ARI90-100-DMS _
	100mm (4")	ARI100-100-DMS _
150mm (5-7/8")	45mm (1-3/4")	ARI45-150-DMS _
	60mm (2-3/8")	ARI60-150-DMS _
	2-1/2" (64mm)	ARI25-150-DMS _
	75mm (3")	ARI75-150-DMS _
	90mm (3-1/2")	ARI90-150-DMS _
	120mm (4-3/4")	ARI120-150-DMS _
150mm (5-7/8")	ARI150-150-DMS _	
8-1/2" (215mm)	45mm (1-3/4")	ARI45-215-DMS _
	60mm (2-3/8")	ARI60-215-DMS _
	2-1/2" (64mm)	ARI25-215-DMS _
	75mm (3")	ARI75-215-DMS _
	90mm (3-1/2")	ARI90-215-DMS _
	120mm (4-3/4")	ARI120-215-DMS _
	150mm (5-7/8")	ARI150-215-DMS _
	180mm (7-1/16")	ARI180-215-DMS _
	8-1/2" (215mm)	ARI85-215-DMS _
11" (280mm)	45mm (1-3/4")	ARI45-280-DMS _
	60mm (2-3/8")	ARI60-280-DMS _
	2-1/2" (64mm)	ARI25-280-DMS _
	75mm (3")	ARI75-280-DMS _
	3" (75mm)	ARI3-280-DMS _
	90mm (3-1/2")	ARI90-280-DMS _
17" (430mm)	45mm (1-3/4")	ARI45-430-DMS _
	60mm (2-3/8")	ARI60-430-DMS _
	2-1/2" (64mm)	ARI25-430-DMS _
	75mm (3")	ARI75-430-DMS _
	3" (75mm)	ARI3-430-DMS _
	90mm (3-1/2")	ARI90-430-DMS _
120mm (4-3/4")	ARI120-430-DMS _	
150mm (5-7/8")	ARI150-430-DMS _	
22" (560mm)	90mm (3-1/2")	ARI90-560-DMS _
	120mm (4-3/4")	ARI120-560-DMS _
	150mm (5-7/8")	ARI150-560-DMS _
	180mm (7-1/16")	ARI180-560-DMS _
	8-1/2" (215mm)	ARI85-560-DMS _

IMPORTANT NOTES:

1. The Decorative Metal Inserts are NOT modular. Once positioned into the holder, it will be very difficult, if not impossible, to remove the decorative insert without causing damage to the holder.

Direct-Print Decorative Wood

Printed on PETG or Acrylic Insert



DWM1
Maple



DWW2
Walnut



DWO3
Oak




DWC4
Cherry



DWM5
Mahogany

Width	Height	Decorative Wood
100mm (4")	15mm (9/16")	ARI15-100-DW __
	30mm (1-1/8")	ARI30-100-DW __
	45mm (1-3/4")	ARI45-100-DW __
	60mm (2-3/8")	ARI60-100-DW __
	2-1/2" (64mm)	n/a
150mm (5-7/8")	30mm (1-1/8")	ARI30-150-DW __
	45mm (1-3/4")	ARI45-150-DW __
	60mm (2-3/8")	ARI60-150-DW __
	2-1/2" (64mm)	n/a
	75mm (3")	ARI75-150-DW __
8-1/2" (215mm)	30mm (1-1/8")	ARI30-215-DW __
	45mm (1-3/4")	ARI45-215-DW __
	60mm (2-3/8")	ARI60-215-DW __
	2-1/2" (64mm)	n/a
	75mm (3")	ARI75-215-DW __
	90mm (3-1/2")	n/a
	3" (75mm)	n/a
	90mm (3-1/2")	ARI90-215-DW __
	120mm (4-3/4")	n/a
11" (280mm)	30mm (1-1/8")	ARI30-280-DW __
	45mm (1-3/4")	ARI45-280-DW __
	60mm (2-3/8")	ARI60-280-DW __
	2-1/2" (64mm)	n/a
	75mm (3")	ARI75-280-DW __
	90mm (3-1/2")	ARI90-280-DW __
	120mm (4-3/4")	n/a
17" (430mm)	45mm (1-3/4")	ARI45-430-DW __
	60mm (2-3/8")	ARI60-430-DW __
	2-1/2" (64mm)	n/a
	75mm (3")	ARI75-430-DW __
	90mm (3-1/2")	ARI90-430-DW __
	120mm (4 3/4")	n/a
22" (560mm)	45mm (1-3/4")	ARI45-560-DW __
	60mm (2-3/8")	ARI60-560-DW __
	75mm (3")	ARI75-560-DW __
	90mm (3-1/2")	ARI90-560-DW __
	120mm (4 3/4")	n/a
	150mm (5 7/8")	n/a

SignWord® Paper Inserts
Sold in packages of 50 sheets



FREE SignWord Pro software download at www.apcosigns.com.


Standard Paper Colors
A43 Putty / A94 Sand
A72 Bone White / A00 White
A78 Pearl Gray / A98 Pearl Gray Light

Insert Width	Insert Height	Paper/Sheet Code	Inserts Per Sheet	Notes
100mm (4") <i>for ARH100</i>	45mm (1-3/4")	SWAR45	6	must be cut to width
	60mm (2-3/8")	SWAR60	4	must be cut to width
	90mm (3-1/2")	SWAR90	3	must be cut to width
	120mm (4-3/4")	SWAR120	2	must be cut to width
	150mm (5-7/8")	SWAR150	1	must be cut to width
	180mm (7-1/16")	SWAR180	1	must be cut to width
	8-1/2" (215mm)	SWAR8511	1	must be cut to width
	11" (280mm)	SWAR8511	1	must be cut to width
150mm (5-7/8") <i>for ARH150</i>	45mm (1-3/4")	SWAR45	6	must be cut to width
	60mm (2-3/8")	SWAR60	4	must be cut to width
	90mm (3-1/2")	SWAR90	3	must be cut to width
	120mm (4-3/4")	SWAR120	2	must be cut to width
	150mm (5-7/8")	SWAR150	1	must be cut to width
	180mm (7-1/16")	SWAR180	1	must be cut to width
	8-1/2" (215mm)	SWAR8511	1	must be cut to width
	11" (280mm)	SWAR8511	1	must be cut to width
8-1/2" (215mm) <i>for ARH215</i>	45mm (1-3/4")	SWAR45	6	
	60mm (2-3/8")	SWAR60	4	
	90mm (3-1/2")	SWAR90	3	
	120mm (4-3/4")	SWAR120	2	
	150mm (5-7/8")	SWAR150	1	
	180mm (7-1/16")	SWAR180	1	
	8-1/2" (215mm)	SWAR8511	1	must be cut to width
	11" (280mm)	SWAR8511	1	
	14" (355mm)	SWAR8514	1	
Standard market-available 8-1/2" x 11" Letter, 8-1/2" x 14 Legal and A4 paper are also compatible with the ARH215 module.				
11" (280mm) <i>for ARH280</i>	8-1/2" (215mm)	SWAR8511	1	
	11" (280mm)	SWAR1117	1	must be cut to height
	17" (430mm)	SWAR1117	1	
Standard market-available 8-1/2" x 11" Letter, 11" x 17" Tabloid, and A4 paper are also compatible with the ARH280 module.				
17" (430mm) <i>for ARH430</i>	11" (280mm)	SWAR1117	1	
Standard market-available 11" x 17" paper and A3 paper are also compatible with the ARH430 module.				

NOTE: Consult APCO for colors and availability of non-SignWord paper, i.e. 8-1/2" x 11", 11" x 17", etc.

SignWord® Paper Inserts

APCO Imprinted and/or blank individual paper inserts



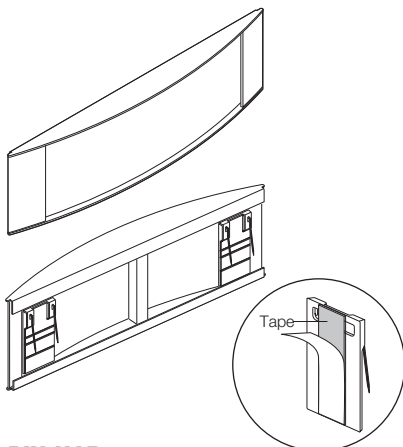
FREE SignWord Pro software download at www.apcosigns.com.

Standard Paper Colors

- A43 Putty / A94 Sand
- A72 Bone White / A00 White
- A78 Pearl Gray / A98 Pearl Gray Light

Width	Height	Insert Code	Insert Size	
100mm (4") <i>for ARH100</i>	45mm (1-3/4")	SWAR45-100	45mm x 100mm	
	60mm (2-3/8")	SWAR60-100	60mm x 100mm	
	90mm (3-1/2")	SWAR90-100	90mm x 100mm	
	120mm (4-3/4")	SWAR120-100	120mm x 100mm	
	150mm (5-7/8")	SWAR150-100	150mm x 100mm	
	180mm (7-1/16")	SWAR180-100	180mm x 100mm	
	8-1/2" (215mm)	SWAR8511-85-100	8-1/2" (215mm) x 100mm	
	11" (280mm)	SWAR8511-11-100	11" (280mm) x 100mm	
	150mm (5-7/8") <i>for ARH150</i>	45mm (1-3/4")	SWAR45-150	45mm x 150mm
		60mm (2-3/8")	SWAR60-150	60mm x 150mm
90mm (3-1/2")		SWAR90-150	90mm x 150mm	
120mm (4-3/4")		SWAR120-150	120mm x 150mm	
150mm (5-7/8")		SWAR150-150	150mm x 150mm	
180mm (7-1/16")		SWAR180-150	180mm x 150mm	
8-1/2" (215mm)		SWAR8511-85-150	8-1/2" (215mm) x 150mm	
11" (280mm)		SWAR8511-11-150	11" (280mm) x 150mm	
14" (355mm)		SWAR8514-14-150	14" (355mm) x 150mm	
8-1/2" (215mm) <i>for ARH215</i>		60mm (2-3/8")	SWAR60-215	60mm x 8-1/2" (215mm)
	90mm (3-1/2")	SWAR90-215	90mm x 8-1/2" (215mm)	
	120mm (4-3/4")	SWAR120-215	120mm x 8-1/2" (215mm)	
	150mm (5-7/8")	SWAR150-215	150mm x 8-1/2" (215mm)	
	180mm (7-1/16")	SWAR180--215	180mm x 8-1/2" (215mm)	
	8-1/2" (215mm)	SWAR8511-85-215	8-1/2" (215mm) x 8-1/2" (215mm)	
	11" (280mm)	SWAR8511-11-215	11" (280mm) x 8-1/2" (215mm)	
	14" (355mm)	SWAR8514-14-215	14" (355mm) x 8-1/2" (215mm)	
11" (280mm) <i>for ARH280</i>	8-1/2" (215mm)	SWAR8511-85-280	8-1/2" (215mm) x 11" (280mm)	
	11" (280mm)	SWAR1117-11-280	11" (280mm) x 11" (280mm)	
	17" (430mm)	SWAR1117-17-280	17" (430mm) x 11" (280mm)	
17" (430mm) <i>for ARH430</i>	11" (280mm)	SWAR1117-11-430	11" (280mm) x 17" (430mm)	

Pin Attachment to Fabric



PIN-UAR

A unique, dual-pin feature allowing for attachment to fabric walls and screens. Consult APCO for options of custom sizes.

Product Code	Compatible Arcadia Holders	Max. Sign Ht.* (for holders w/ full metal caps)	Max. Sign Ht.* (for holders w/ plastic caps)
PIN-UAR	ARH100	8-1/2" (215mm)	120mm (4-3/4")
	ARH150	180mm (7-1/16")	90mm (3-1/2")
	ARH215	120mm (4-3/4")	60mm (2-3/8")

* Larger Pin Mount signs may be possible by incorporating more than two PIN-UARs into the sign module. However, much of the integrity/strength of the pin attachment depends upon the fabric itself. Consult APCO for more details.

IMPORTANT SAFETY NOTE

The dual pins are sharp! While the product is shipped with a protective sheath and instructions regarding safety, one must be careful of pin pricks, especially when retrofitting in the field.

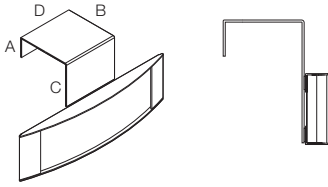
Series 1000

Mounting Options and Fixtures Cont.

4.4.120

06/18

Panel Clip - Formed Aluminum



Aluminum clips are custom fabricated to specified dimensions and are adhered to the back of Arcadia holders using a thin, double-sided adhesive.

Consult APCO for compatible panel systems

Standard Colors

Natural Satin Anodized

Painted

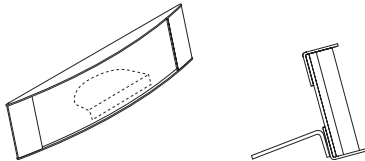
- 44+ Standard
- Custom

Product Code	Compatible Arcadia Holders
ARPCA	ARH100
	ARH150
	ARH215

Dimension	Min.	Max.
A	1/2"	1"
B	1"	3"
C (Visible)	0"	3"
D	2"	4"

Specify the A, B, C and D dimensions clearly, adhering to the minimum and maximum constraints shown above.

Desk Sign Attachment



ARDSH-STD

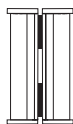
Standard Formed Aluminum Clip

IMPORTANT: As a standard, Arcadia DeskMount signs are only painted on the front, top and bottom...NOT the back. If a finishing backplate is needed for the back of the sign, please consult APCO for availability and pricing.

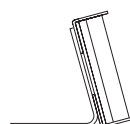
Product Code	Compatible Arcadia Holders	Max. Standard Sign Height
ARDSA	ARH100	90mm (3-1/2")
	ARH150	90mm (3-1/2")
	ARH215	60mm (2-3/8")

Other Design Options:

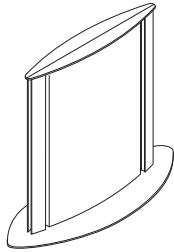
Consult APCO



Modules may be attached back-to-back with double-sided adhesive.



Custom Formed Aluminum
For larger modules.

Table Top Displays**ARTTD**

Two Arcadia holders attached back-to-back via a concealed aluminum "T" extrusion. Features a lightweight yet durable machined plastic base plate with rubber mounting feet.

Compatible Arcadia Holders	Width	Height	Product Code
ARH150	150mm (5-3/8")	150mm (5-7/8")	ARTTD-150-150
		180mm (7-1/16")	ARTTD-180-150
		8-1/2" (215mm)	ARTTD-85-150
ARH215	8-1/2" (215mm)	8-1/2" (215mm)	ARTTD-85-215
		11" (280mm)	ARTTD-11-215
ARH280	11" (280mm)	8-1/2" (215mm)	ARTTD-85-280
		11" (280mm)	ARTTD-11-280

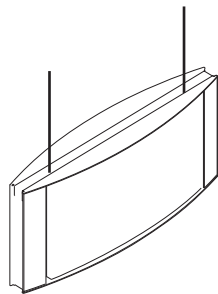
Standard Base Plate Colors

Integral

- A78 Pearl Grey

Painted

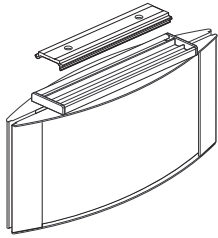
- 44+ Standard Colors
- Custom

Ceiling Mount - Wire Suspended**ARSCM**

Arcadia holders are attached back-to-back via a concealed aluminum bracket and then suspended using (2) stainless steel wires.

Compatible Holder	Product Code	Holder Height
ARH215	ARSCM-85-215	8-1/2" (215mm)
ARH280	ARSCM-11-280	11" (280mm)
ARH430	ARSCM-150-430	150mm (5-7/8")
	ARSCM-180-430	180mm (7-1/16")
	ARSCM-85-430	8-1/2" (215mm)
	ARSCM-225-430	225mm (8-7/8")
	ARSCM-240-430	240mm (9-7/16")
	ARSCM-270-430	270mm (10-5/8")
	ARSCM-11-430	11" (280mm)
ARH560	ARSCM-300-430	300mm (11-3/4")
	ARSCM-85-560	8-1/2" (215mm)
	ARSCM-11-560	11" (280mm)
	ARSCM-17-560	17" (430mm)
	ARSCM-22-560	22" (11-3/4")

Ceiling Mount - Flush



ARFCM

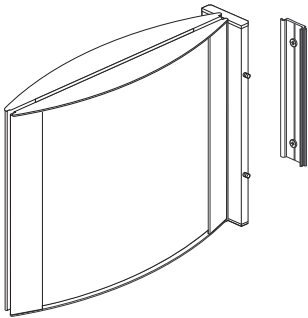
Arcadia holders are attached back-to-back via a modular, aluminum ceiling bracket. The bracket engages securely to a mating aluminum extrusion that is mechanically fastened to the ceiling surface.

Standard Colors/Finishes

- Natural Satin Anodized
- Painted
- 44+ Standard
- Custom

Compatible Holder	Product Code	Holder Height	Mntg Bracket Width
ARH215	ARFCM6-85-215	8-1/2" (215mm)	6" (150mm)
ARH280	ARFCM8-11-280	11" (280mm)	8" (200mm)
ARH430	ARFCM14-150-430	150mm (5-7/8")	14" (355mm)
	ARFCM14-180-430	180mm (7-1/16")	14" (355mm)
	ARFCM14-85-430	8-1/2" (215mm)	14" (355mm)
	ARFCM14-225-430	225mm (8-7/8")	14" (355mm)
	ARFCM14-240-430	240mm (9-7/16")	14" (355mm)
	ARFCM14-270-430	270mm (10-5/8")	14" (355mm)
	ARFCM14-11-430	11" (280mm)	14" (355mm)
ARH560	ARFCM18-85-560	8-1/2" (215mm)	18" (457mm)
	ARFCM18-11-560	11" (280mm)	18" (457mm)
	ARFCM18-17-560	17" (430mm)	18" (457mm)
	ARFCM18-22-560	22" (560mm)	18" (457mm)

Projection Wall Mount



ARPMC

Arcadia holders are attached back-to-back via a modular, aluminum bracket. The bracket engages securely to a mating aluminum extrusion that is mechanically fastened to the wall surface.

Compatible Holder	Product Code	Holder Height	Mntg Bracket Height - Standard
ARH100	ARPM3-100-100 *	100mm (4")	3" (75mm)
	ARPM4-150-100 *	150mm (5-7/8")	4" (100mm)
	ARPM5-180-100 *	180mm (7-1/16")	5" (125mm)
	ARPM6-85-100 *	8-1/2" (215mm)	6" (150mm)
	ARPM8-11-100 *	11" (280mm)	8" (200mm)
ARH150	ARPM4-150-150 *	150mm (5-7/8")	4" (100mm)
	ARPM5-180-150 *	180mm (7-1/16")	5" (125mm)
	ARPM6-85-150 *	8-1/2" (215mm)	6" (150mm)
	ARPM8-11-150	11" (280mm)	8" (200mm)
ARH215	ARPM4-150-215 **	150mm (5-7/8")	4" (100mm)
	ARPM5-180-215 **	180mm (7-1/16")	5" (125mm)
	ARPM6-85-215 **	8-1/2" (215mm)	6" (150mm)
	ARPM8-11-215 **	11" (280mm)	8" (200mm)
ARH280	ARPM8-11-280 **	11" (280mm)	8" (200mm)
	ARPM14-17-280 **	17" (430mm)	14" (355mm)
ARH430	ARPM14-17-430 **	17" (430mm)	14" (355mm)

* If a natural satin anodized mounting bracket finish is desired for ARH100 or ARH150 modules, please specify the use of the **CMTM** extruded aluminum mounting bracket.

**215mm, 280mm and 430mm signs using UCF or CMTM mounting bracket.

Standard Colors/Finishes

- Natural Satin Anodized **
- Painted
- 44+ Standard
- Custom

4.4.123

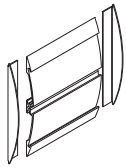
06/18


Series 2000

Holders & Caps

ARH100H

100mm (4") Height



 indicates compatibility with APCO's SignWord Pro and/or market-available paper inserts.

Standard Widths	Product Code	
90mm (3-1/2")	ARH90-100H	
105mm (4-1/8")	ARH105-100H	
120mm (4-3/4")	ARH120-100H	
150mm (5-7/8")	ARH150-100H	
180mm (7-1/16")	ARH180-100H	
210mm (8-1/4")	ARH210-100H	
8-1/2" (215mm)	ARH85-100H	
225mm (8-7/8)	ARH225-100H	
255mm (10")	ARH255-100H	
11" (280mm)	ARH11-100H	
300mm (11-3/4")	ARH300-100H	
14" (355mm)	ARH14-100H	
360mm (14-3/16")	ARH360-100H	
405mm (16")	ARH405-100H	
17" (430mm)	ARH17-100H	
450mm (17-3/4")	ARH450-100H	
510mm (20-1/16")	ARH510-100H	
24" (610mm)	ARH24-100H	
30" (762mm)	ARH30-100H	
36" (915mm)	ARH36-100H	

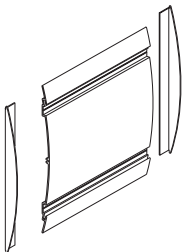
Holder Specifications


Overall Height:	5.063" (128.6 mm)
Visible Height:	3.75" (95.25 mm)
Insert Height:	4.00" (101.6 mm)
Edge Profile Width:	.656" (16.66 mm)
Max. Insert Thickness:	.093" (2.36 mm)

NOTE: Unless otherwise specified, ARH85-100H, ARH11-100H, ARH14-100, ARH17-100H, ARH24-100H, ARH30-100H, & ARH36-100H modules are cut to exact width in inches, NOT mm's. All other modules will be cut to mm width, NOT inches, unless otherwise specified in writing.

ARH150H

150mm (5-7/8") Height



 indicates compatibility with APCO's SignWord Pro and/or market-available paper inserts.

Standard Widths	Product Code	
150mm (5-7/8")	ARH150-150H	
180mm (7-1/16")	ARH180-150H	
210mm (8-1/4")	ARH210-150H	
8-1/2" (215mm)	ARH85-150H	
225mm (8-7/8)	ARH225-150H	
255mm (10")	ARH255-150H	
11" (280mm)	ARH11-150H	
300mm (11-3/4")	ARH300-150H	
14" (355mm)	ARH14-150H	
360mm (14-3/16")	ARH360-150H	
405mm (16")	ARH405-150H	
17" (430mm)	ARH17-150H	
450mm (17-3/4")	ARH450-150H	
510mm (20-1/16")	ARH510-150H	
24" (610mm)	ARH24-150H	
30" (762mm)	ARH30-150H	
36" (915mm)	ARH36-150H	
42" (1067mm)	ARH42-150H	
48" (1219mm)	ARH48-150H	

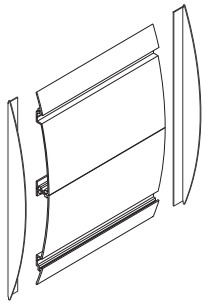
Holder Specifications

Overall Height:	7.5" (190.5 mm)
Visible Height:	5.656" (143.66 mm)
Insert Height:	6.00" (152.40 mm)
Edge Profile Width:	.906" (23.01 mm)
Max. Insert Thickness:	.095" (2.41 mm)

NOTE: Unless otherwise specified, ARH85-150H, ARH11-150H, ARH14-150H, ARH17-150H, ARH24-150H, ARH30-150H, & ARH36-150H modules are cut to exact width in inches, NOT mm's. All other modules will be cut to mm width, NOT inches, unless otherwise specified in writing.

ARH215H

8-1/2" (215mm) Height



 indicates compatibility with APCO's SignWord Pro and/or market-available paper inserts.

Standard Widths	Product Code	
120mm (4-3/4")	ARH120-215H	
150mm (5-7/8")	ARH150-215H	
180mm (7-1/16")	ARH180-215H	
8-1/2" (215mm)	ARH85-215H	
225mm (8-7/8")	ARH225-215H	
255mm (10")	ARH255-215H	
11" (280mm)	ARH11-215H	
300mm (11-3/4")	ARH300-215H	
14" (355mm)	ARH14-215H	
360mm (14-3/16")	ARH360-215H	
405mm (16")	ARH405-215H	
17" (430mm)	ARH17-215H	
450mm (17-3/4")	ARH450-215H	
510mm (20-1/16")	ARH510-215H	
24" (610mm)	ARH24-215H	
30" (762mm)	ARH30-215H	
36" (915mm)	ARH36-215H	
42" (1067mm)	ARH36-215H	
48" (1219mm)	ARH36-215H	

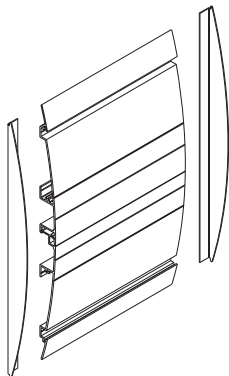
Holder Specifications

Overall Height:	10.188" (258.78 mm)
Visible Height:	8.0" (203.2 mm)
Insert Height:	8.5" (215.9 mm)
Edge Profile Width:	1.08" (27.43 mm)
Max. Insert Thickness:	.095" (2.41 mm)





NOTE: Unless otherwise specified, ARH85-215H, ARH11-215H, ARH14-215H, ARH17-215H, ARH24-215H, ARH30-215H, ARH36-215H, ARH42-215H & ARH48-215H modules are cut to exact width in inches, NOT mm's. All other modules will be cut to mm width, NOT inches, unless otherwise specified in writing.

ARH280H

11" (280mm) Height



 indicates compatibility with APCO's SignWord Pro and/or market-available paper inserts.

Standard Widths	Product Code	
8-1/2" (215mm)	ARH85-280H	
11" (280mm)	ARH11-280H	
300mm (11-3/4")	ARH300-280H	
14" (355mm)	ARH14-280H	
360mm (14-3/16")	ARH360-280H	
405mm (16")	ARH405-280H	
17" (430mm)	ARH17-280H	
510mm (20-1/16")	ARH510-280H	
24" (610mm)	ARH24-280H	
30" (762mm)	ARH30-280H	
36" (915mm)	ARH36-280H	
42" (1067mm)	ARH36-280H	
48" (1219mm)	ARH36-280H	

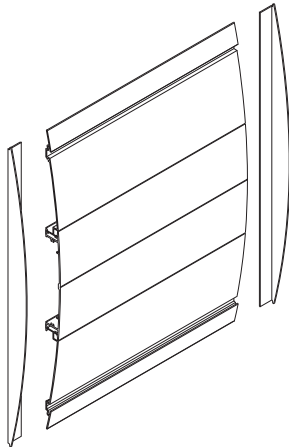
Holder Specifications


Overall Height:	13.0" (330.2 mm)
Visible Height:	10.595" (269.11 mm)
Insert Height:	11.00" (279.40 mm)
Edge Profile Width:	1.20" (25.91 mm)
Max. Insert Thickness:	.093" (2.36 mm)

NOTE: Unless otherwise specified, ARH85-280H, ARH11-280H, ARH14-280H, ARH17-280H, ARH24-280H, ARH30-280H, ARH36-280H, ARH42-280H & ARH48-280H modules are cut to exact width in inches, NOT mm's. All other modules will be cut to mm width, NOT inches, unless otherwise specified in writing.

ARH430H

17" (430mm) Height



Standard Widths	Product Code
11" (280mm)	ARH11-430H 
17" (430mm)	ARH17-430H
22" (560mm)	ARH22-430H
24" (610mm)	ARH24-430H
30" (762mm)	ARH30-430H
36" (915mm)	ARH36-430H
42" (1067mm)	ARH42-430H
48" (1219mm)	ARH48-430H
54" (1372mm)	ARH54-430H
60" (1524mm)	ARH60-430H

Holder Specifications

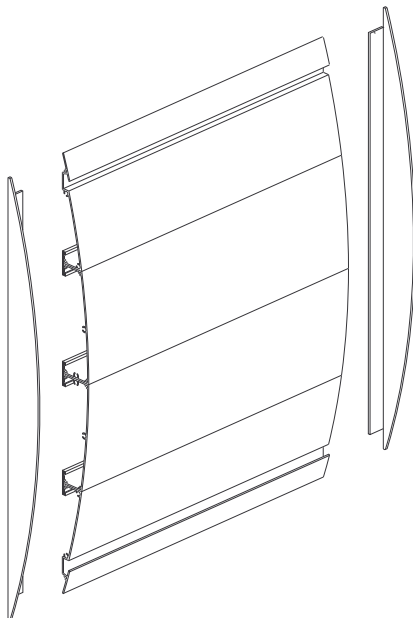
Overall Height:	18.812" (477.82 mm)
Visible Height:	16.375" (415.93 mm)
Insert Height:	17.00" (431.80 mm)
Edge Profile Height:	1.219" (30.96 mm)
Max. Insert Thickness:	.093" (2.36 mm)

NOTE: All ARH430H modules are cut to exact width in inches, NOT mm's, unless otherwise specified.

 indicates compatibility with APCO's SignWord Pro and/or market-available paper inserts.

ARH560H

22" (560mm) Height



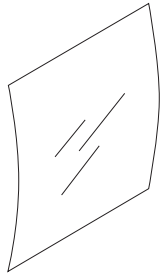
Standard Widths	Product Code
22" (560mm)	ARH22-560H
30" (762mm)	ARH30-560H
36" (914mm)	ARH36-560H
44" (1118mm)	ARH44-560H
48" (1219mm)	ARH48-560H
54" (1372mm)	ARH54-560H
60" (1524mm)	ARH60-560H
66" (1676mm)	ARH66-560H

Holder Specifications

Overall Height:	24.125" (612.78 mm)
Visible Height:	21.375" (542.93 mm)
Insert Height:	22.25" (565.15 mm)
Edge Profile Height:	1.375" (34.93 mm)
Max. Insert Height:	.140" (3.56 mm)

NOTE: All ARH560H modules are cut to exact width in inches, NOT mm's, unless otherwise specified.


Clear Lens


























.040" PETG (Non-Glare) for 100mm (4"), 150mm (5-7/8"), 8-1/2" (215mm) and 11" (280mm) heights.

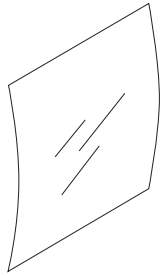
.060" PETG (Non-Glare) for 17" (430mm) heights.











.060" Acrylic (Non-Glare) for 22" (560mm) heights.

 indicates compatibility with APCO's SignWord Pro and/or market-available paper inserts.

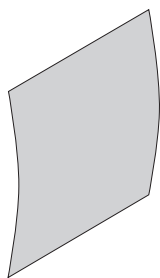
Height	Standard Widths	Code		
100mm (4")	90mm (3-1/2")	ARI90-100H-CL		
	105mm (4-1/8")	ARI105-100H-CL		
	120mm (4-3/4")	ARI120-100H-CL		
	150mm (5-7/8")	ARI150-100H-CL		
	180mm (7-1/16")	ARI180-100H-CL		
	8-1/2" (215mm)	ARI85-100H-CL		
	225mm (8-7/8")	ARI225-100H-CL		
	255mm (10")	ARI255-100H-CL		
	11" (280mm)	ARI11-100H-CL		
	300mm (11-3/4")	ARI300-100H-CL		
	14" (355mm)	ARI14-100H-CL		
	360mm (14-3/16")	ARI360-100H-CL		
	405mm (16")	ARI405-100H-CL		
	17" (430mm)	ARI17-100H-CL		
	150mm (5-7/8")	150mm (5-7/8")	ARI150-150H-CL	
		180mm (7-1/16")	ARI180-150H-CL	
		8-1/2" (215mm)	ARI85-150H-CL	
225mm (8-7/8")		ARI225-150H-CL		
255mm (10")		ARI255-150H-CL		
11" (280mm)		ARI11-150H-CL		
300mm (11-3/4")		ARI300-150H-CL		
14" (355mm)		ARI14-150H-CL		
360mm (14-3/16")		ARI360-150H-CL		
405mm (16")		ARI405-150H-CL		
430mm (16-15/16")		ARI430-150H-CL		
17" (430mm)	ARI17-150H-CL			
8-1/2" (215mm)	120mm (4-3/4")	ARI120-215H-CL		
	150mm (5-7/8")	ARI150-215H-CL		
	180mm (7-1/16")	ARI180-215H-CL		
	8-1/2" (215mm)	ARI85-215H-CL		
	225mm (8-7/8")	ARI225-215H-CL		
	255mm (10")	ARI255-215H-CL		
	11" (280mm)	ARI11-215H-CL		
	300mm (11-3/4")	ARI300-215H-CL		
	14" (355mm)	ARI14-215H-CL		
	360mm (14-3/16")	ARI360-215H-CL		
	405mm (16")	ARI405-215H-CL		
	430mm (16-15/16")	ARI430-215H-CL		
	17" (430mm)	ARI17-215H-CL		
	11" (280mm)	8-1/2" (215mm)	ARI85-280H-CL	
225mm (8-7/8")		ARI225-280H-CL		
255mm (10")		ARI255-280H-CL		
11" (280mm)		ARI11-280H-CL		
300mm (11-3/4")		ARI300-280H-CL		
14" (355mm)		ARI14-280H-CL		
360mm (14-3/16")		ARI360-280H-CL		
405mm (16")		ARI405-280H-CL		
17" (430mm)		ARI17-280H-CL		
450mm (17-3/4")		ARI450-280H-CL		
510mm (20-1/16")		ARI510-280H-CL		
24" (610mm)		ARI24-280H-CL		
30" (762mm)		ARI30-280H-CL		
36" (915mm)		ARI36-280H-CL		
42" (1067mm)		ARI42-280H-CL		
48" (1219mm)		ARI48-280H-CL		

Clear Lens (cont.)



Width	Standard Heights	Code
17" (430mm)	11" (280mm)	ARI11-430H-CL
	17" (430mm)	ARI17-430H-CL
	22" (560mm)	ARI22-430H-CL
	24" (610mm)	ARI24-430H-CL
	30" (762mm)	ARI30-430H-CL
	36" (914mm)	ARI36-430H-CL
	42" (1067mm)	ARI42-430H-CL
	48" (1219mm)	ARI48-430H-CL
	54" (1372mm)	ARI54-430H-CL
	60" (1524mm)	ARI60-430H-CL
22" (560mm)	22" (560mm)	ARI22-560H-CL 
	24" (610mm)	ARI24-560H-CL 
	28" (711mm)	ARI28-560H-CL 
	30" (762mm)	ARI30-560H-CL 
	36" (914mm)	ARI36-560H-CL 
	44" (1118mm)	ARI44-560H-CL 
	48" (1219mm)	ARI48-560H-CL 
	54" (1372mm)	ARI54-560H-CL 
	60" (1524mm)	ARI60-560H-CL 
	66" (1676mm)	ARI66-560H-CL 

Opaque Insert



.040" PETG (Non-Glare) for 100mm (4"), 150mm (5-7/8"), 8-1/2" (215mm) and 11" (280mm) heights.

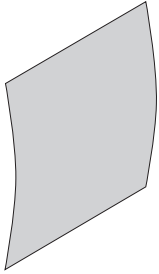
.060" PETG (Non-Glare) for 17" (430mm) heights.

.060" Acrylic (Non-Glare) for 22" (560mm) heights.

IMPORTANT: Standard graphics and background colors are subsurface. If first surface background color and/or graphics are desired, please let us know.

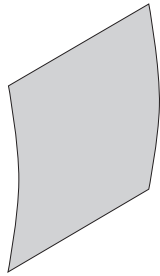
Height	Standard Widths	Code
100mm (4")	90mm (3-1/2")	ARI90-100H
	105mm (4-1/8")	ARI105-100H
	120mm (4-3/4")	ARI120-100H
	150mm (5-7/8")	ARI150-100H
	180mm (7-1/16")	ARI180-100H
	210mm (8-1/4")	ARI210-100H
	8-1/2" (215mm)	ARI85-100H
	225mm (8-7/8")	ARI225-100H
	255mm (10")	ARI255-100H
	11" (280mm)	ARI11-100H
	300mm (11-3/4")	ARI300-100H
	14" (355mm)	ARI14-100H
	360mm (14-3/16")	ARI360-100H
	405mm (16")	ARI405-100H
	430mm (16-15/16")	ARI430-100H
	17" (430mm)	ARI17-100H
	450mm (17-3/4")	ARI450-100H
	510mm (20-1/16")	ARI510-100H
	24" (610mm)	ARI24-100H
30" (762mm)	ARI30-100H	
36" (915mm)	ARI36-100H	

Opaque Insert (cont.)




Height	Standard Widths	Code
150mm (5-7/8")	150mm (5-7/8")	ARI150-150H
	180mm (7-1/16")	ARI180-150H
	210mm (8-1/4")	ARI210-150H
	8-1/2" (215mm)	ARI85-150H
	225mm (8-7/8")	ARI225-150H
	255mm (10")	ARI255-150H
	11" (280mm)	ARI11-150H
	300mm (11-3/4")	ARI14-150H
	14" (355mm)	ARI14-150H
	360mm (14-3/16")	ARI360-150H
	405mm (16")	ARI405-150H
	430mm (16-15/16")	ARI430-150H
	17" (430mm)	ARI17-150H
	450mm (17-3/4")	ARI450-150H
	510mm (20-1/16")	ARI510-150H
	24" (610mm)	ARI24-150H
	30" (762mm)	ARI30-150H
	36" (915mm)	ARI36-150H
	42" (1067mm)	ARI42-150H
	48" (1219mm)	ARI48-150H
8-1/2" (215mm)	120mm (4-3/4")	ARI120-215H
	150mm (5-7/8")	ARI150-215H
	180mm (7-1/16")	ARI180-215H
	210mm (8-1/4")	ARI210-215H
	8-1/2" (215mm)	ARI85-215H
	225mm (8-7/8")	ARI225-215H
	255mm (10")	ARI255-215H
	11" (280mm)	ARI11-215H
	300mm (11-3/4")	ARI14-215H
	14" (355mm)	ARI300-215H
	360mm (14-3/16")	ARI360-215H
	405mm (16")	ARI405-215H
	17" (430mm)	ARI17-215H
	450mm (17-3/4")	ARI450-215H
	510mm (20-1/16")	ARI510-215H
	24" (610mm)	ARI24-215H
	30" (762mm)	ARI30-215H
	36" (915mm)	ARI36-215H
	42" (1067mm)	ARI42-215H
	48" (1219mm)	ARI48-215H
11" (280mm)	8-1/2" (215mm)	ARI85-280H
	225mm (8-7/8")	ARI225-280H
	255mm (10")	ARI255-280H
	11" (280mm)	ARI11-280H
	300mm (11-3/4")	ARI300-280H
	14" (355mm)	ARI14-280H
	360mm (14-3/16")	ARI360-280H
	405mm (16")	ARI405-280H
	17" (430mm)	ARI17-280H
	450mm (17-3/4")	ARI450-280H
	510mm (20-1/16")	ARI510-280H
	24" (610mm)	ARI24-280H
	30" (762mm)	ARI30-280H
	36" (915mm)	ARI36-280H
42" (1067mm)	ARI42-280H	
48" (1219mm)	ARI48-280H	

Opaque Insert (cont.)



Height	Standard Widths	Code
17" (430mm)	11" (280mm)	ARI11-430H
	17" (430mm)	ARI17-430H
	22" (560mm)	ARI22-430H
	24" (610mm)	ARI24-430H
	30" (762mm)	ARI30-430H
	36" (914mm)	ARI36-430H
	42" (1067mm)	ARI42-430H
	48" (1219mm)	ARI48-430H
	54" (1372mm)	ARI54-430H
	60" (1524mm)	ARI60-430H
22" (560mm)	22" (560mm)	ARI22-560H
	28" (711mm)	ARI28-560H
	30" (762mm)	ARI30-560H
	36" (914mm)	ARI36-560H
	44" (1118mm)	ARI44-560H
	48" (1219mm)	ARI48-560H
	54" (1372mm)	ARI54-560H
	60" (1524mm)	ARI60-560H
	66" (1676mm)	ARI66-560H

ADA Plaque Insert




ARI-DPT

.040" to 1/16" plaque with APCO's DP-Tactile process direct-print, UV-cured tactile characters and fully domed Braille. Plaque can be clear or opaque (painted).

Height	Standard Widths	Opaque Code
100mm (4")	90mm (3-1/2")	ARI90-100H
	105mm (4-1/8")	ARI105-100H
	120mm (4-3/4")	ARI120-100H
	150mm (5-7/8")	ARI150-100H
	8-1/2" (215mm)	ARI85-100H
	225mm (8-7/8")	ARI225-100H
	255mm (10")	ARI255-100H
	11" (280mm)	ARI11-100H
	150mm (5-7/8")	150mm (5-7/8")
8-1/2" (215mm)		ARI85-150H
225mm (8-7/8")		ARI225-150H
255mm (10")		ARI255-150H
11" (280mm)		ARI11-150H
8-1/2" (215mm)	105mm (4-1/8")	ARI105-215H
	120mm (4-3/4")	ARI120-215H
	150mm (5-7/8")	ARI150-215H
	8-1/2" (215mm)	ARI85-215H
	225mm (8-7/8")	ARI225-215H
	255mm (10")	ARI255-215H
	11" (280mm)	ARI11-215H
11" (280mm)	150mm (5-7/8")	ARI150-280H
	11" (280mm)	ARI11-280H

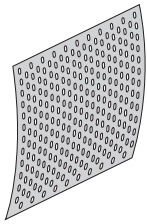
ADA Band




Flatbed direct-print or painted* with APCO's DP-Tactile process direct-print, UV-cured raised characters and Braille, applied to non-glare lens.

* For *non-metallic colors*, band is printed directly onto non-glare lens. For *metallic colors*, a painted band is applied to a non-glare lens.

Standard Band Widths	Standard Band Heights	Code
105mm (4-1/8")	2" (50mm)	ARI2-105H-ACL-DPT
	60mm (2-3/8")	ARI60-105H-ACL-DPT
120mm (4-3/4")	2" (50mm)	ARI2-120H-ACL-DPT
	60mm (2-3/8")	ARI60-120H-ACL-DPT
150mm (5-7/8")	2" (50mm)	ARI2-150H-ACL-DPT
	60mm (2-3/8")	ARI60-150H-ACL-DPT
	75mm (3")	ARI75-150H-ACL-DPT
180mm (7-1/16")	2" (50mm)	ARI2-180H-ACL-DPT
	60mm (2-3/8")	ARI60-180H-ACL-DPT
	75mm (3")	ARI75-180H-ACL-DPT
	90mm (3-1/2")	ARI90-180H-ACL-DPT
8-1/2" (215mm)	2" (50mm)	ARI2-85H-ACL-DPT
	60mm (2-3/8")	ARI60-85H-ACL-DPT
	75mm (3")	ARI75-85H-ACL-DPT
	90mm (3-1/2")	ARI90-85H-ACL-DPT
225mm (8-7/8")	2" (50mm)	ARI2-225H-ACL-DPT
	60mm (2-3/8")	ARI60-225H-ACL-DPT
	75mm (3")	ARI75-225H-ACL-DPT
	90mm (3-1/2")	ARI90-225H-ACL-DPT
255mm (10")	2" (50mm)	ARI2-255H-ACL-DPT
	60mm (2-3/8")	ARI60-255H-ACL-DPT
	75mm (3")	ARI75-255H-ACL-DPT
	90mm (3-1/2")	ARI90-255H-ACL-DPT
11" (280mm)	60mm (2-3/8")	ARI60-11H-ACL-DPT
	90mm (3-1/2")	ARI90-11H-ACL-DPT
	120mm (4-3/4")	ARI120-11H-ACL-DPT

**Decorative Metal Inserts -
Perforated**

DMP2
"Capsules"
Stainless Finish *



DMP3
"Micro-Perf"
Stainless Finish

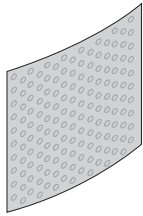
* Custom finishes are not available.

Height	Standard Widths	Code
100mm (4")	45mm (1-3/4")	ARI45-100H-DMP __
	2" (50mm)	ARI2-100H-DMP __
	60mm (2-3/8")	ARI60-100H-DMP __
	2-1/2" (64mm)	ARI25-100H-DMP __
	75mm (3")	ARI75-100H-DMP __
	90mm (3-1/2")	ARI90-100H-DMP __
	105mm (4-1/8")	ARI105-100H-DMP __
150mm (5-7/8")	45mm (1-3/4")	ARI45-150H-DMP __
	2" (50mm)	ARI2-150H-DMP __
	60mm (2-3/8")	ARI60-150H-DMP __
	2-1/2" (64mm)	ARI25-150H-DMP __
	75mm (3")	ARI75-150H-DMP __
	90mm (3-1/2")	ARI90-150H-DMP __
	120mm (4-3/4")	ARI120-150H-DMP __
150mm (5-7/8")	ARI150-150H-DMP __	
8-1/2" (215mm)	45mm (1-3/4")	ARI45-215H-DMP __
	60mm (2-3/8")	ARI60-215H-DMP __
	2-1/2" (64mm)	ARI25-215H-DMP __
	75mm (3")	ARI75-215H-DMP __
	3" (75mm)	ARI3-215H-DMP __
	90mm (3-1/2")	ARI90-215H-DMP __
	120mm (4-3/4")	ARI120-215H-DMP __
	150mm (5-7/8")	ARI150-215H-DMP __
	180mm (7-1/16")	ARI180-215H-DMP __
	8-1/2" (215mm)	ARI85-215H-DMP __
11" (280mm)	60mm (2-3/8")	ARI60-280H-DMP __
	2-1/2" (64mm)	ARI25-280H-DMP __
	75mm (3")	ARI75-280H-DMP __
	3" (75mm)	ARI3-280H-DMP __
	90mm (3-1/2")	ARI90-280H-DMP __

IMPORTANT NOTES:

1. DMP2 and DMP3 are SEE THROUGH materials. Please take that into consideration when specifying. If a paper or other insert is needed behind that material, please specify clearly.
2. The Decorative Metal Inserts are NOT modular. Once positioned into the holder, it will be very difficult, if not impossible, to remove the decorative insert without causing damage to the holder.
3. DMP3 is NOT available for the 11" (280mm) height.

Decorative Metal Inserts - Solid



DMS4
 "Dimpled"
 Silver Finish*

*Custom finishes not available.

Height	Standard Widths	Code
100mm (4")	45mm (1-3/4")	ARI45-100H-DMS __
	2" (50mm)	ARI2-100H-DMS __
	60mm (2-3/8")	ARI60-100H-DMS __
	2-1/2" (64mm)	ARI25-100H-DMS __
	75mm (3")	ARI75-100H-DMS __
	90mm (3-1/2")	ARI90-100H-DMS __
	105mm (4-1/8")	ARI105-100H-DMS __
150mm (5-7/8")	45mm (1-3/4")	ARI45-150H-DMS __
	2" (50mm)	ARI2-150H-DMS __
	60mm (2-3/8")	ARI60-150H-DMS __
	2-1/2" (64mm)	ARI25-150H-DMS __
	75mm (3")	ARI75-150H-DMS __
	90mm (3-1/2")	ARI90-150H-DMS __
	120mm (4-3/4")	ARI120-150H-DMS __
150mm (5-7/8")	ARI150-150H-DMS __	
8-1/2" (215mm)	45mm (1-3/4")	ARI45-215H-DMS __
	60mm (2-3/8")	ARI60-215H-DMS __
	2-1/2" (64mm)	ARI25-215H-DMS __
	75mm (3")	ARI75-215H-DMS __
	3" (75mm)	ARI3150H-DMS __
	90mm (3-1/2")	ARI90-215H-DMS __
	120mm (4-3/4")	ARI120-215H-DMS __
	150mm (5-7/8")	ARI150-215H-DMS __
	180mm (7-1/16")	ARI180-215H-DMS __
	8-1/2" (215mm)	ARI85-215H-DMS __
11" (280mm)	60mm (2-3/8")	ARI60-280H-DMS __
	2-1/2" (64mm)	ARI25-280H-DMS __
	75mm (3")	ARI75-280H-DMS __
	3" (75mm)	ARI3-280H-DMS __
	90mm (3-1/2")	ARI90-280H-DMS __

IMPORTANT NOTES:

1. The Decorative Metal Inserts are NOT modular. Once positioned into the holder, it will be very difficult, if not impossible, to remove the decorative insert without causing damage to the holder.

Direct-Print Decorative Wood

Printed on PETG or Acrylic Insert



DWM1
Maple



DWW2
Walnut



DW03
Oak



DWC4
Cherry




DWM5
Mahogany

Height	Width	Decorative Wood
100mm (4")	15mm (9/16")	ARI15-100H-DW __
	30mm (1-1/8")	ARI30-100H-DW __
	45mm (1-3/4")	ARI45-100H-DW __
	60mm (2-3/8")	ARI60-100H-DW __
	2-1/2" (64mm)	n/a
	75mm (3")	ARI75-100H-DW __
150mm (5-7/8")	30mm (1-1/8")	ARI30-150H-DW __
	45mm (1-3/4")	ARI45-150H-DW __
	60mm (2-3/8")	ARI60-150H-DW __
	2-1/2" (64mm)	n/a
	75mm (3")	ARI75-150H-DW __
8-1/2" (215mm)	30mm (1-1/8")	ARI30-215H-DW __
	45mm (1-3/4")	ARI45-215H-DW __
	60mm (2-3/8")	ARI60-215H-DW __
	2-1/2" (64mm)	n/a
	75mm (3")	ARI75-215H-DW __
	90mm (3-1/2")	n/a
	3" (75mm)	n/a
	90mm (3-1/2")	ARI90-215H-DW __
	120mm (4-3/4")	n/a
	11" (280mm)	30mm (1-1/8")
45mm (1-3/4")		ARI45-280H-DW __
60mm (2-3/8")		ARI60-280H-DW __
2-1/2" (64mm)		n/a
75mm (3")		ARI75-280H-DW __
90mm (3-1/2")		ARI90-280H-DW __
120mm (4-3/4")		n/a
17" (430mm)		45mm (1-3/4")
	60mm (2-3/8")	ARI60-430H-DW __
	2-1/2" (64mm)	n/a
	75mm (3")	ARI75-430H-DW __
	90mm (3-1/2")	ARI90-430H-DW __
	120mm (4 3/4")	n/a
22" (560mm)	45mm (1-3/4")	ARI45-560H-DW __
	60mm (2-3/8")	ARI60-560H-DW __
	75mm (3")	ARI75-560H-DW __
	90mm (3-1/2")	ARI90-560H-DW __

SignWord® Paper Inserts

Sold in packages of 50 sheets



FREE SignWord Pro software download at www.apcosigns.com.


Standard Paper Colors

- A43 Putty / A94 Sand
- A72 Bone White / A00 White
- A78 Pearl Gray / A98 Pearl Gray Light

Insert Height	Insert Width	Paper/Sheet Code	Inserts Per Sheet	Notes
100mm (4") <i>for ARH100H</i>	90mm (3-1/2")	SWAR90	3	must be cut to height
	120mm (4-3/4")	SWAR120	2	must be cut to height
	150mm (5-7/8")	SWAR150	1	must be cut to height
	180mm (7-1/16")	SWAR180	1	must be cut to height
	8-1/2" (215mm)	SWAR8511	1	must be cut to height
	11" (280mm)	SWAR8511	1	must be cut to height
150mm (5-7/8") <i>for ARH150H</i>	14" (355mm)	SWAR8514	1	must be cut to height
	150mm (5-7/8")	SWAR150	1	must be cut to height
	180mm (7-1/16")	SWAR180	1	must be cut to height
	8-1/2" (215mm)	SWAR8511	1	must be cut to height
	11" (280mm)	SWAR8511	1	must be cut to height
	14" (355mm)	SWAR8514	1	must be cut to height
8-1/2" (215mm) <i>for ARH215H</i>	17" (430mm)	SWAR1117	1	must be cut to height
	120mm (4-3/4")	SWAR120	2	
	150mm (5-7/8")	SWAR150	1	
	180mm (7-1/16")	SWAR180	1	
	8-1/2" (215mm)	SWAR8511	1	must be cut to height
	11" (280mm)	SWAR8511	1	
11" (280mm) <i>for ARH280H</i>	14" (355mm)	SWAR8514	1	
	17" (430mm)	SWAR1117	1	must be cut to height
	8-1/2" (215mm)	SWAR8511	1	
	11" (280mm)	SWAR1117	1	must be cut to width
17" (430mm) <i>for ARH430H</i>	14" (355mm)	SWAR1117	1	must be cut to width
	17" (430mm)	SWAR1117	1	
	11" (280mm)	SWAR1117	1	

SignWord® Paper Inserts

APCO Imprinted and/or blank individual paper inserts



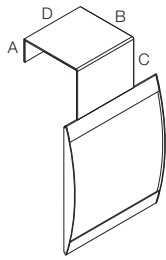
FREE SignWord Pro software download at www.apcosigns.com.

Standard Paper Colors

A43 Putty / A94 Sand
A72 Bone White / A00 White
A78 Pearl Gray / A98 Pearl Gray Light

Height	Width	Code	Insert Size
100mm (4") for ARH100H	90mm (3-1/2")	SWAR90-100H	100mm x 90mm
	120mm (4-3/4")	SWAR120-100H	100mm x 120mm
	150mm (5-7/8")	SWAR150-100H	100mm x 150mm
	180mm (7-1/16")	SWAR180-100H	100mm x 180mm
	8-1/2" (215mm)	SWAR8511-85-100H	100mm x 8-1/2" (215mm)
	11" (280mm)	SWAR8511-11-100H	100mm x 11" (280mm)
	14" (355mm)	SWAR8514-14-100H	100mm x 14" (355mm)
	17" (430mm)	SWAR1117-17-100H	100mm x 17" (430mm)
150mm (5-7/8") for ARH150H	150mm (5-7/8")	SWAR150-150	150mm x 150mm
	180mm (7-1/16")	SWAR180-150	150mm x 180mm
	8-1/2" (215mm)	SWAR8511-85-150	150mm x 8-1/2" (215mm)
	11" (280mm)	SWAR8511-11-150H	150mm x 11" (280mm)
	14" (355mm)	SWAR8514-14-150H	150mm x 14" (355mm)
8-1/2" (215mm) ARH215H	120mm (4-3/4")	SWAR120-215H	8-1/2" x 120mm
	150mm (5-7/8")	SWAR150-215H	8-1/2" x 150mm
	180mm (7-1/16")	SWAR180-215H	8-1/2" x 180mm
	8-1/2" (215mm)	SWAR8511-85-215H	8-1/2" x 8-1/2" (215mm)
	11" (280mm)	SWAR8511-11-215H	8-1/2" x 11" (280mm)
	14" (355mm)	SWAR8514-14-215H	8-1/2" x 14" (355mm)
	17" (430mm)	SWAR1117-14-215H	8-1/2" x 17" (430mm)
11" (280mm) for ARH280H	8-1/2" (215mm)	SWAR8511-85-280H	11" x 8-1/2" (215mm)
	11" (280mm)	SWAR8514-11-280H	11" x 11" (280mm)
	14" (355mm)	SWAR1117-14-280H	11" x 14" (355mm)
	17" (430mm)	SWAR1117-17-280H	11" x 17" (430mm)
17" (430mm) for ARH280H	11" (280mm)	SWAR1117-11-430H	17" x 11" (280mm)

Panel Clip - Formed Aluminum



Product Code	Compatible Arcadia Holders
ARPCAH	ARH100H
	ARH150H
	ARH215H

Dimension	Min.	Max.
A	1/2"	1"
B	1"	3"
C (visible)	0"	3"
D	2"	4"

Standard Colors
 Natural Satin Anodized
 Painted
 • 44+ Standard
 • Custom

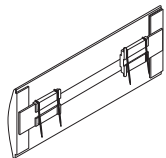
Specify the A, B, C and D dimensions clearly, adhering to the minimum and maximum constraints shown above.

ARPCAH

An aluminum clip is custom fabricated to specified dimensions and adhered to the back of an Arcadia holder using a thin, double-sided adhesive.

Consult APCO for compatible panel systems.

Pin Attachment to Fabric



Product Code	Compatible Arcadia Holders	Max. Sign Width
PIN-UAR	ARH100	8-1/2" (215mm)
	ARH150	150mm (5-5/8")

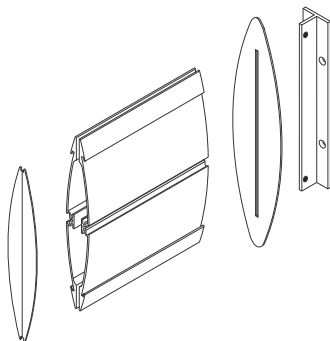
IMPORTANT SAFETY NOTE

The dual pins are sharp! While the product is shipped with a protective sheath and instructions regarding safety, one must be careful of pin pricks, especially with retrofitting in the field.

PIN-UAR

A unique, dual-pin feature allowing for attachment to fabric walls and screens. Consult APCO for options of custom sizes.

Projection Wall Mount



Compatible Holder	Product Code	Holder Width
ARH100H	ARPM100-100H	100mm (4")
	ARPM150-100H	150mm (5-7/8")
	ARPM180-100H	180mm (7-1/16")
	ARPM85-100H	8-1/2" (215mm)
ARH150H	ARPM150-150H	150mm (5-7/8")
	ARPM180-150H	180mm (7-1/16")
	ARPM85-150H	8-1/2" (215mm)
ARH215H	ARPM85-215H	8-1/2" (215mm)
	ARPM11-215H	11" (280mm)
ARH280H	ARPM11-280H	11" (280mm)
	ARPM17-280H	17" (430mm)
ARH430H	ARPM11-430H	11" (280mm)
	ARPM17-430H	17" (430mm)

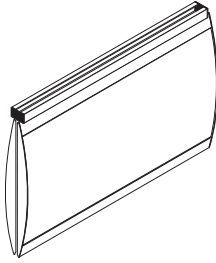
ARPMH

Arcadia holders are attached back-to-back via an aluminum wall projection bracket, concealed by a unique, elliptically shaped plate, complementing the curved look of the 2000 Series.

Standard Colors/Finishes

Painted
 • 44+ Standard
 • Custom

Ceiling Mount - Flush



FCMH

100mm and 150mm holders are attached back-to-back via APCO's extruded plastic CMT bracket (Square Shape Only, shown above) and fixed to the ceiling with the extruded aluminum CMA Track.

FCMSH/FCMCH

215mm, 280mm, 430mm and 560mm holders are attached back-to-back via APCO's aluminum UCF Bracket (Square or Circular Shape) and fixed to the ceiling via the CMA. For FCMSH (Square), the UCF Bracket may be substituted with the extruded aluminum CMTM mounting bracket.

Circular Shape: **ARFCMCH**
 Square Shape: **ARFCMSH**

Standard Colors/Finishes

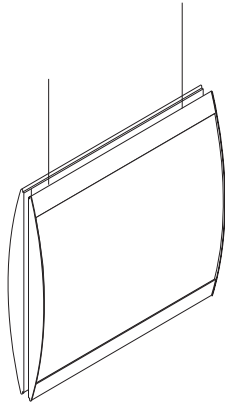
- Natural Satin Anodized *
 Painted
- 44+ Standard
 - Custom

Compatible Holder	Product Code	Holder Width	Bracket Width
ARH100H 100mm (4") Height	ARFCM13-17-100H	17" (430mm)	13" (330mm)
	ARFCM20-24-100H	24" (610mm)	20" (508mm)
	ARFCM25-30-100H	30" (762mm)	25" (635mm)
	ARFCM30-36-100H	36" (915mm)	30" (915mm)
ARH150H 150mm (5-5/8") Height	ARFCM13-17-150H	17" (430mm)	13" (330mm)
	ARFCM20-24-150H	24" (610mm)	20" (508mm)
	ARFCM25-30-150H	30" (762mm)	25" (635mm)
	ARFCM30-36-150H	36" (915mm)	30" (762mm)
ARH215H 8-1/2" (215mm) Height	ARFCM_13-17-215H	17" (430mm)	13" (330mm)
	ARFCM_20-24-215H	24" (610mm)	20" (508mm)
	ARFCM_25-30-215H	30" (762mm)	25" (635mm)
	ARFCM_30-36-215H	36" (915mm)	30" (762mm)
	ARFCM_36-42-215H	42" (1067mm)	36" (915mm)
	ARFCM_42-48-215H	48" (1219mm)	42" (1067mm)
ARH280H 11" (280mm) Height	ARFCM_13-17-280H	17" (430mm)	13" (330mm)
	ARFCM_20-24-280H	24" (610mm)	20" (508mm)
	ARFCM_25-30-280H	30" (762mm)	25" (635mm)
	ARFCM_30-36-280H	36" (915mm)	30" (762mm)
	ARFCM_36-42-280H	42" (1067mm)	36" (915mm)
	ARFCM_42-48-280H	48" (1219mm)	42" (1067mm)
ARH430H 17" (430mm) Height	ARFCM_13-17-430H	17" (430mm)	13" (330mm)
	ARFCM_19-22-430H	22" (560mm)	19" (483mm)
	ARFCM_20-24-430H	24" (610mm)	20" (508mm)
	ARFCM_25-30-430H	30" (762mm)	25" (635mm)
	ARFCM_30-36-430H	36" (915mm)	30" (762mm)
	ARFCM_36-42-430H	42" (1067mm)	36" (915mm)
	ARFCM_42-48-430H	48" (1219mm)	42" (1067mm)
	ARFCM_48-54-430H	54" (1372mm)	48" (1219mm)
	ARFCM_54-60-430H	60" (1524mm)	54" (1372mm)
ARH560H 22" (560mm) Height	ARFCM_19-22-560H	22" (560mm)	19" (483mm)
	ARFCM_23-28-560H	28" (711mm)	23" (584mm)
	ARFCM_25-30-560H	30" (762mm)	25" (635mm)
	ARFCM_30-36-560H	36" (915mm)	30" (762mm)
	ARFCM_38-44-560H	44" (1067mm)	38" (915mm)
	ARFCM_42-48-560H	48" (1219mm)	42" (1067mm)
	ARFCM_48-54-560H	54" (1372mm)	48" (1219mm)
	ARFCM_54-60-560H	60" (1524mm)	54" (1372mm)
	ARFCM_60-66-560H	66" (1676mm)	60" (1524mm)

IMPORTANT NOTES:

1. If a natural satin anodized mounting bracket finish is desired for ARH100 or ARH150 modules, please specify the use of the **CMTM** extruded aluminum mounting bracket.
2. 215mm, 280mm, 430mm and 560mm signs use UCF or CMTM mounting bracket.
3. If you would like the mounting bracket to span the entire width of the sign, please specify clearly.

Ceiling Mount - Wire Suspended

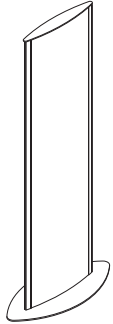


ARSCMH

Holders are attached back-to-back via a concealed aluminum bracket and then suspended using two (2) stainless steel wires.

Compatible Holder	Product Code	Holder Width
ARH100H 100mm (4") Height	ARSCM17-100H	17" (430mm)
	ARSCM24-100H	24" (610mm)
	ARSCM30-100H	30" (762mm)
	ARSFCM36-100H	36" (915mm)
ARH150H 150mm (5-5/8") Height	ARSCM17-150H	17" (430mm)
	ARSCM24-150H	24" (610mm)
	ARSCM30-150H	30" (762mm)
	ARSCM36-150H	36" (915mm)
ARH215H 8-1/2" (215mm) Height	ARSCM17-215H	17" (430mm)
	ARSCM24-215H	24" (610mm)
	ARSCM30-215H	30" (762mm)
	ARSCM36-215H	36" (915mm)
	ARSCM42-215H	42" (1067mm)
ARH280H 11" (280mm) Height	ARSCM48-215H	48" (1219mm)
	ARSCM17-280H	17" (430mm)
	ARSCM24-280H	24" (610mm)
	ARSCM30-280H	30" (762mm)
	ARSCM36-280H	36" (915mm)
ARH430H 17" (430mm) Height	ARSCM42-280H	42" (1067mm)
	ARSCM48-280H	48" (1219mm)
	ARSCM17-430H	17" (430mm)
	ARSCM22-430H	22" (560mm)
	ARSCM24-430H	24" (610mm)
	ARSCM30-430H	30" (762mm)
	ARSCM36-430H	36" (915mm)
	ARSCM42-430H	42" (1067mm)
	ARSCM48-430H	48" (1219mm)
	ARSCM54-430H	54" (1372mm)
ARH560H 22" (560mm) Height	ARSCM60-430H	60" (1524mm)
	ARSCM22-560H	22" (560mm)
	ARSCM28-560H	28" (711mm)
	ARSCM30-560H	30" (762mm)
	ARSCM36-560H	36" (915mm)
	ARSCM44-560H	44" (1067mm)
	ARSCM48-560H	48" (1219mm)
	ARSCM54-560H	54" (1372mm)
ARH560H 22" (560mm) Height	ARSCM60-560H	60" (1524mm)
	ARSCM66-560H	66" (1676mm)

Series 3200



Width	Standard Heights	Base O.D.	Code
11" (280mm)	48" (1220mm)	22" x 10" x 1/8"	ARFS48-280
	60" (1524mm)	22" x 10" x 1/8"	ARFS60-280
17" (430mm)	48" (1220mm)	27-5/8" x 12 5/8" x 1/8"	ARFS48-430
	60" (1524mm)	27-5/8" x 12 5/8" x 1/8"	ARFS60-430
	66" (1676mm)	27-5/8" x 12 5/8" x 1/8"	ARFS66-430
22" (560mm)	60" (1524mm)	28-5/16" x 14-5/8" x 1/8"	ARFS60-560
	66" (1676mm)	28-5/16" x 14-5/8" x 1/8"	ARFS66-560
	72" (1829mm)	28-5/16" x 14-5/8" x 1/8"	ARFS72-560
	78" (1981mm)	28-5/16" x 14-5/8" x 1/8"	ARFS78-560
	84" (2134mm)	28-5/16" x 14-5/8" x 1/8"	ARFS84-560*

Poster Displays

Standard Insert Sizes

- 8-1/2" x 11" Landscape
- 11" x 17" Portrait
- 11" x 17" Landscape
- 22" x 22"

Literature Holders

Fully modular and adjustable to accommodate a wide range of brochure and pamphlet sizes or other materials.

Directories / Directionals

Featuring a range of modular, injection molded message strips

Custom Configurations

- Full Sheet Graphics
- POP Displays
- Miscellaneous

Standard Base Colors/Finishes

280mm (11")

Powder Coated Steel

- Silver
- Painted
- 44+ Standard
- Custom

430mm (17") & 560mm (22")

Powder Coated Steel




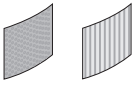

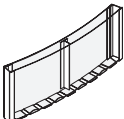
- Silver
- Black
- Painted
- 44+ Standard
- Custom

NOTES

1. See Page 4.4.103 for additional information.
2. ARFS560 base anchor mounting recommended.

Inserts & Display Options

Consult APCO for a wide range of standard and custom inserts sizes and configurations.

	Insert	Page
	Clear Lens	4.4.108-109
	Opaque Insert	4.4.110-111
	Decorative Metallic - Perforated	4.4.115
	Decorative Metallic - Solid	4.4.116
	Plastic Message Bands	4.4.113
	Literature Holder	4.4.114