

Visuline® 2300.3GC Series

Surface Mounted Display



SUBMITTED FOR APPROVAL

This product is scheduled for shipment the week of :

Date _____

Production cannot begin until one (1) copy of these drawings is returned with your signature of approval by :

Date _____, otherwise rescheduling will be necessary. Drawing revisions may also require rescheduling.

Retain _____ Set(s)

Return _____ Set(s)

Customer Approval Required *(Check appropriate box)*

Purchaser _____

By (Print name & title clearly) _____

Signature _____ Date _____

Approved for Production

Approved as noted

Not approved
Resubmit with changes
Product subject to rescheduling

FOR REFERENCE ONLY *(Customer Waives Approval)*

Production Has Begun

This product is scheduled for shipment the week of :

Date _____

It is understood that customer, in waiving formal approval procedure, assumes full responsibility for the specifications, dimensions and details included herein.

APCO Use

Project Name _____ **APCO Order No.** _____

Customer Order No. _____

Original Submittal Date : _____

Prepared by (Print clearly) _____

Revision (Date) _____

All design rights reserved.

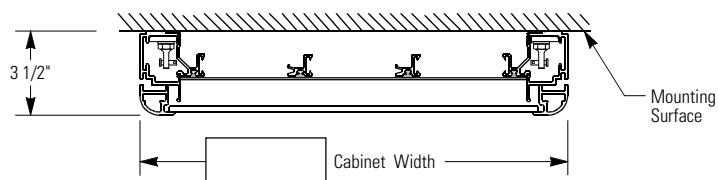
Visuline® 2300.3GC Series

Surface Mounted Display

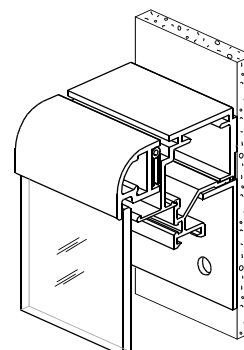


Product Details

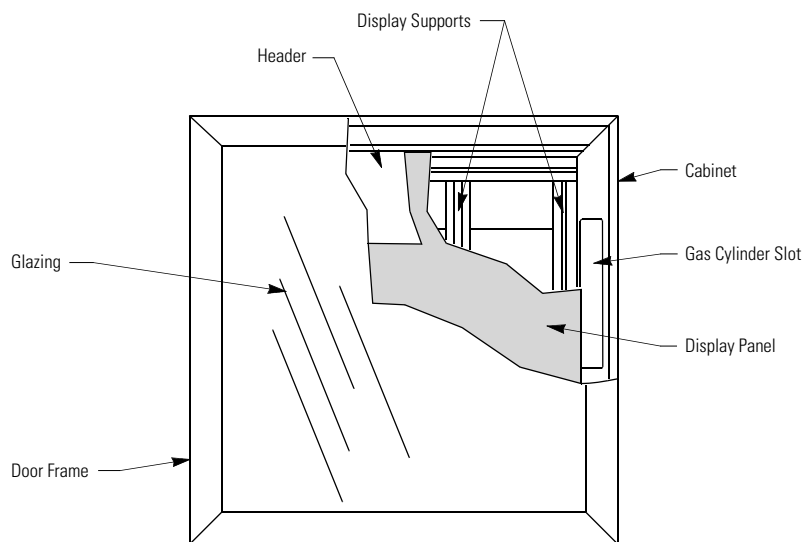
Section : Plan View



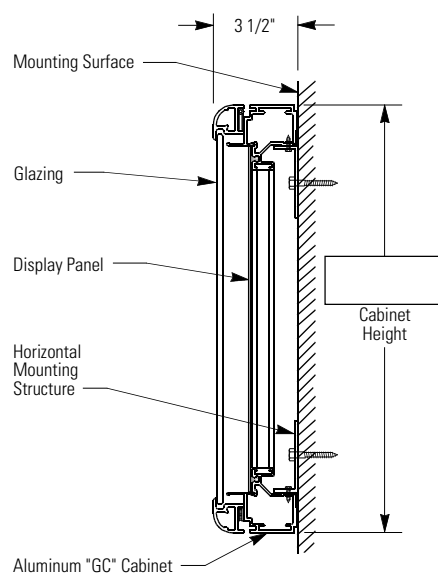
Cut-away Isometric View



Elevation : Front View

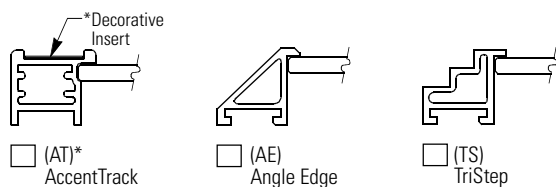
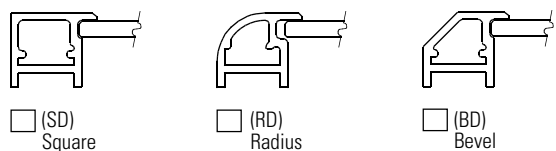


Section : Side View



Door Profile Options

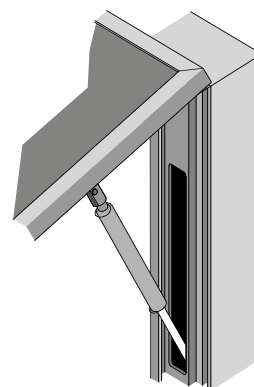
All shapes available in aluminum. Brass available in SD & RD only.



* AccentTrack door accommodates insert materials 1" wide and up to .090" thick, furnished either by APCO or by customer.

Gas Cylinder "Assists"

"GC" Cabinets are specifically designed for heavy, top hinged doors.



Visuline® 2300.3GC Series Surface Mounted Display



Specifications

Product

- Interior Use
- Exterior Use

Size: H. _____ W. _____ D. 3-1/2"

Estimated Weight _____

Door Frame Shape

- Square
- Radius
- Bevel
- AccentTrack
- AngleEdge
- TriStep

Hinge Location

- Top (Standard)
(Opens approx. 60°, 75° or 90°, depending on door size & shape)
- Other _____

Door Locking Device

- 3M "Dual Lock" Fastener (Included)
- Special "APCO Concealed Lock"
- Keyed Plunger Lock

Glazing

- Clear Tempered Safety Glass
(See Note 3)

Finishes

Door

- Natural Satin Anodized
- 313 Dark Bronze Anodized
- 315 Black Anodized
- Other _____

Housing

- Natural Satin Anodized
- 313 Dark Bronze Anodized
- 315 Black Anodized
- Other _____

Special Comments

Display Components

See Notes 1 & 3

- Single Component Configuration
- Multiple Component Configuration
(Provide Format)

Header

- With Header
- Without Header

Size: H. _____ W. _____

Directory

Informer Message Strips (Molded Plastic)

- I-50; 1/2" x 9"
Color: _____ Total Qty.: _____
- I-100; 1" x 9"
Color: _____ Total Qty.: _____

Accord15™ SignBands

Part Code	Length	Color	Qty.

Accord15™ SignBands w/ Paper Insert

Part Code	Length	Color	Qty.

Maps or Plans

Size: H. _____ W. _____

Magnetic Board

Size: H. _____ W. _____
Color: _____

Cork Board

Size: H. _____ W. _____
Color: _____

Fabric Board

Size: H. _____ W. _____
Color: _____

Custom Components

- Complete Specifications Provided

Note 1

Dimensions for determining display area are calculated by subtracting 3-3/8" from both the cabinet housing's height and width.

Height _____ - 3-3/8" = _____ (Display Area) Width _____ - 3-3/8" = _____ (Display Area)

Note 2

Clear glass has a natural slight green tint. Though typically unnoticeable, it may affect the appearance of certain colors. Composite glazing (i.e. Acrylic, Lexan, etc.) is not used. These materials are not as strong as tempered glass, they are more vulnerable to scratches and expansion enhances imperfections in their natural uneven and wavy surfaces.

Note 3

All display components are available for interior use. Refer to Product Technical Manual for those components approved for exterior applications.

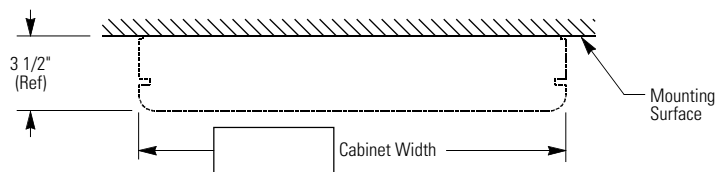
Visuline® 2300.3GC Series

Surface Mounted Display



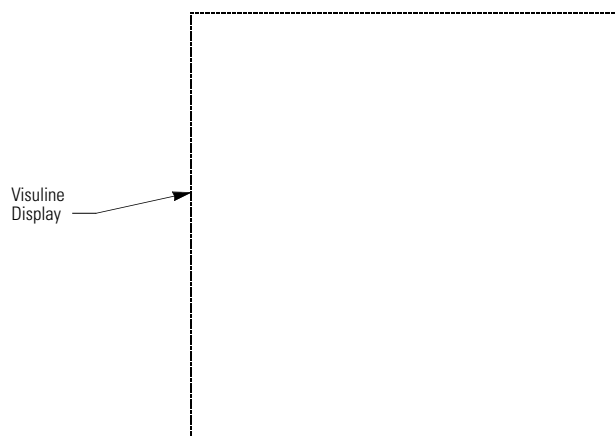
Installation / Mounting Details

Section : Plan View



IMPORTANT :
APCO IS NOT RESPONSIBLE FOR DESIGN OR
CONSTRUCTION OF WALL STRUCTURE OR
MOUNTING SURFACE.
Adequate wall structure for mounting directory
must be provided by others.

Elevation : Front View



Section : Side View

