

**Visuline® 2300.3 Series**  
Surface Mounted Display



**SUBMITTED FOR APPROVAL**

This product is scheduled for shipment the week of :

Date \_\_\_\_\_

Production cannot begin until one (1) copy of these drawings is returned with your signature of approval by :

Date \_\_\_\_\_ , otherwise rescheduling will be necessary. Drawing revisions may also require rescheduling.

Retain \_\_\_\_\_ Set(s)

Return \_\_\_\_\_ Set(s)

**Customer Approval Required** *(Check appropriate box)*

Purchaser \_\_\_\_\_

By (Print name & title clearly) \_\_\_\_\_

Signature \_\_\_\_\_ Date \_\_\_\_\_

Approved for Production

Approved as noted

Not approved  
Resubmit with changes  
Product subject to rescheduling

**FOR REFERENCE ONLY** *(Customer Waives Approval)*

**Production Has Begun**

This product is scheduled for shipment the week of :

Date \_\_\_\_\_

It is understood that customer, in waiving formal approval procedure, assumes full responsibility for the specifications, dimensions and details included herein.

**APCO Use**

Project Name \_\_\_\_\_ **APCO Order No.** \_\_\_\_\_

Customer Order No. \_\_\_\_\_

Original Submittal Date : \_\_\_\_\_

Prepared by (Print clearly) \_\_\_\_\_

Revision (Date) \_\_\_\_\_

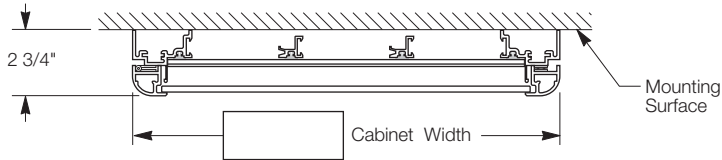
All design rights reserved.

# Visuline® 2300.3 Series Surface Mounted Display

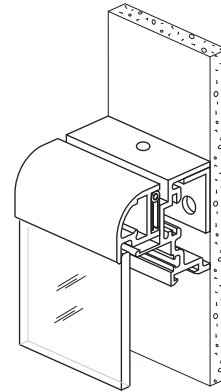


## Product Details

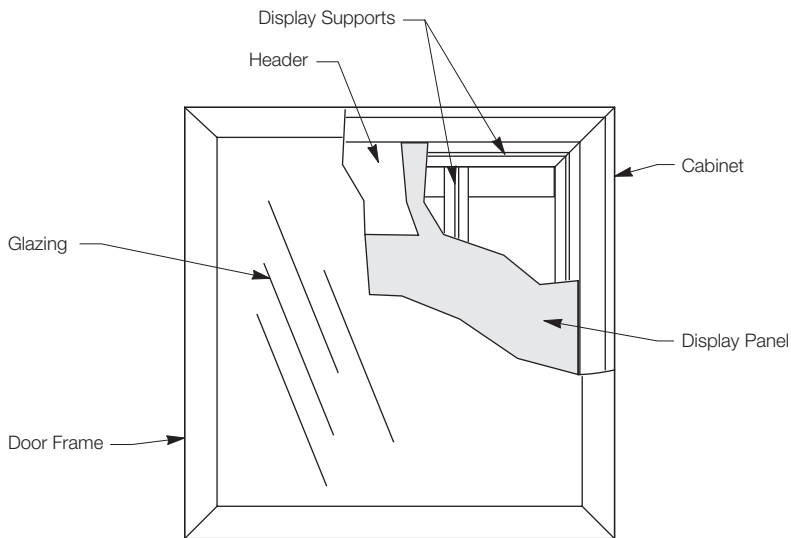
### Section : Plan View



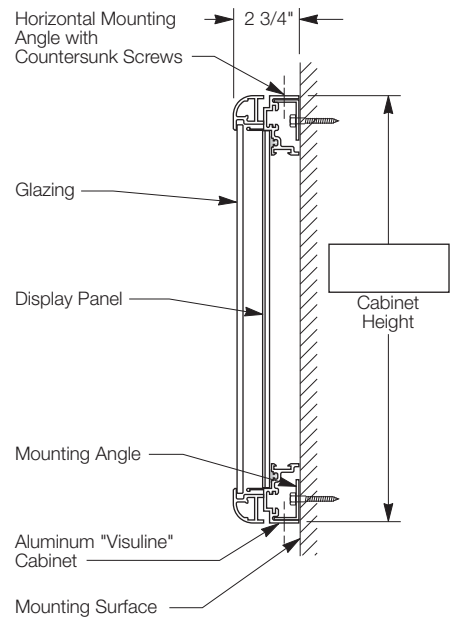
### Cut-away Isometric View



### Elevation : Front View

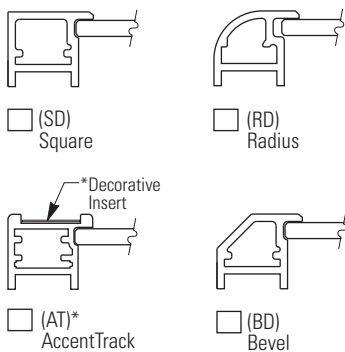


### Section : Side View



### Door Profile Options

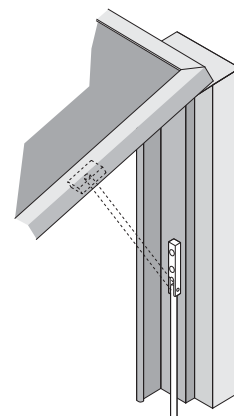
All shapes available in aluminum.



\* AccentTrack door accommodates insert materials 1" wide and up to .090" thick, furnished either by APCO or by customer.

### Prop Rods

Top hinged doors up to 30 lbs. are equipped with concealed prop rods.



# Visuline® 2300.3 Series Surface Mounted Display



## Specifications

### Product

- Interior Use
- Exterior Use

Size: H. \_\_\_\_\_ W. \_\_\_\_\_ D. 2-3/4"  
(See Note 3)

Estimated Weight \_\_\_\_\_

### Door Frame Shape

- Square  AccentTrack
- Radius
- Bevel

### Hinge Location

- Left
- Top with Prop Rod Door Supports  
(Opens approx. 60°, See Note 3)
- Other \_\_\_\_\_

### Door Locking Device

- 3M "Dual Lock" Fastener (Included)
- Keyed Plunger Lock

### Glazing

- Clear Tempered Safety Glass  
(See Note 3)

#### Note 1

Display area is calculated by subtracting 3" from both the cabinet housing's height and width. (Also See Note 4)

Height \_\_\_\_\_ - 3" = \_\_\_\_\_ Width \_\_\_\_\_ - 3" = \_\_\_\_\_  
(Display Area) (Display Area)

#### Note 2

Clear glass has a natural slight green tint. Though typically unnoticeable, it may affect the appearance of certain colors. Composite glazing (i.e. Acrylic, Lexan, etc.) is not used. These materials are not as strong as tempered glass, they are more vulnerable to scratches and expansion enhances imperfections in their natural uneven and wavy surfaces.

#### Note 3

Top hinged aluminum doors exceeding 8.5 sq.ft. require gas cylinder "assists". To accommodate gas cylinders, the "GC" cabinet is required. This variation affects product depth and size of display area. Use separate Shop Drawing 2300.3GC to specify the heavier, top hinged, Semi-Recessed Visulines.

#### Note 4

All display components are available for interior use. Refer to Product Technical Manual for those components approved for exterior applications.

### Finishes

#### Door

- Natural Satin Anodized
- 313 Dark Bronze Anodized
- 315 Black Anodized
- Other \_\_\_\_\_

#### Housing

- Natural Satin Anodized
- 313 Dark Bronze Anodized
- 315 Black Anodized
- Other \_\_\_\_\_

### Special Comments

---

---

---

---

---

---

---

---

---

---

### Component Information

See Notes 1, 3 & 4

- Single Component Configuration
- Multiple Component Configuration  
(Provide Format)

#### Header

- With Header  Without Header
- Size: H. \_\_\_\_\_ W. \_\_\_\_\_

#### Directory

##### Informer Message Strips (Molded Plastic)

- I-50; 1/2" x 9"  
Color: \_\_\_\_\_ Total Qty.: \_\_\_\_\_
- I-100; 1" x 9"  
Color: \_\_\_\_\_ Total Qty.: \_\_\_\_\_

#### Accord15™ SignBands

Part Code	Length	Color	Qty.

#### Accord15™ SignBands w/ Paper Insert

Part Code	Length	Color	Qty.

#### Maps or Plans

Size: H. \_\_\_\_\_ W. \_\_\_\_\_

#### Magnetic Board

Size: H. \_\_\_\_\_ W. \_\_\_\_\_  
Color: \_\_\_\_\_

#### Cork Board

Size: H. \_\_\_\_\_ W. \_\_\_\_\_  
Color: \_\_\_\_\_

#### Fabric Board

Size: H. \_\_\_\_\_ W. \_\_\_\_\_  
Color: \_\_\_\_\_

#### Custom Components

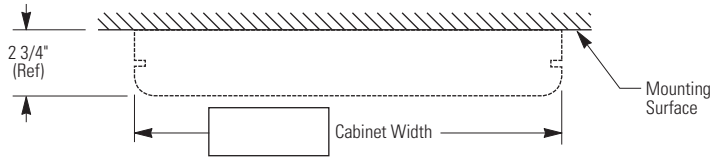
- Complete Specifications Provided

# Visuline® 2300.3 Series Surface Mounted Display



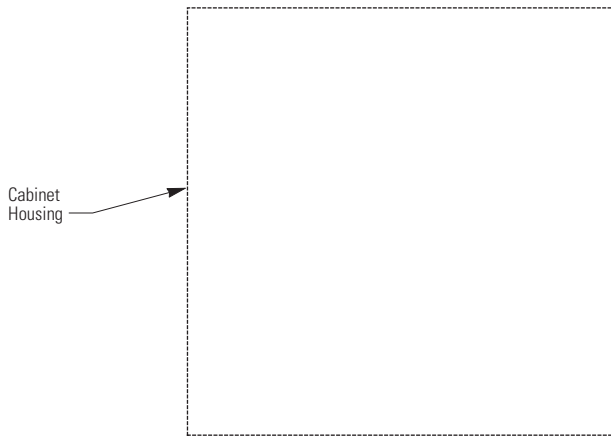
## Installation / Mounting Details

### Section : Plan View



**IMPORTANT :**  
APCO IS NOT RESPONSIBLE FOR DESIGN OR CONSTRUCTION OF WALL STRUCTURE OR MOUNTING SURFACE.  
Adequate wall structure for mounting directory must be provided by others.

### Elevation : Front View



### Section : Side View

