


# AluTek®

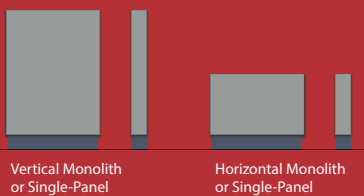
MODULAR EXTERIOR SIGN SYSTEM

At the core of the system are two unique, aluminum extrusions that enable AluTek to offer the looks of a custom-fabricated exterior product with all the benefits of a pre-engineered system. Panels are removable yet held securely in place via concealed fasteners. The system's design also allows for a wide range of panel sizes, materials, sign depths, and header shapes.

The precision, computer-driven machining of AluTek combined with APCO's proven craftsmanship ensure a solution that is 100% modular and built to withstand harsh exterior environments.



## 6120 Series Ground & Base Mount Configurations



Vertical Monolith or Single-Panel


Horizontal Monolith or Single-Panel




Vertical Multi-Panel



## 6140 Series Surface/Wall Mount Configurations





## Custom Exterior

Although our reputation has been built around high-quality, pre-engineered solutions since 1966, APCO's expanded exterior fabrication capabilities enable us to offer more customized, larger, and more unique solutions for a wider range of applications.

With significant investments in new equipment, facilities, and talent, we are more effectively and more efficiently fulfilling the exterior signage needs of our customers.

Exterior signs make the first impression on your customers and visitors, so use the opportunity wisely. Our team of experienced engineers, fabricators, and designers can work with you to develop a turnkey solution that effectively showcases your brand and facilitates navigation of your space.

# SignBar® / SignPanel™

The SignBar/SignPanel system features durable, well-engineered aluminum panels that engage with extruded aluminum posts using a unique interlocking detail. The end result is an exterior solution that is built to last with a wide range of creative design options yet very easy to update for future changes.

- Modular / Easy to Update
- Unmatched Solution for School Campuses
- External Illumination Options
- 5-Year Limited Warranty
- Wind Load Engineered to 100 mph
- Wide Range of Shapes & Decorative Options

## Configurations

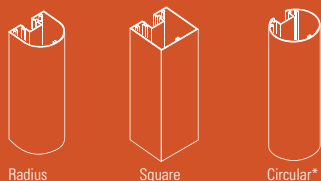


5110 Series      5120 Series      5130 Series

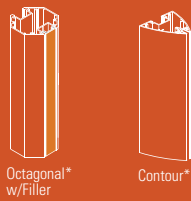


5150 Series      5160 Series      5170 Series

## Post Shapes



Radius      Square      Circular\*



Octagonal\* w/Filler      Contour\*

\*Available in 4"(100mm) Only.





# SignPoint®

Fingerpoint signs are one of the oldest and most understandable forms of directional signs. In today's complex environments, this simple concept provides one of the best solutions for vehicular and pedestrian traffic.

- Modular / Easy to Update
- Durable 1/4" Thick Aluminum Blades
- Compatible with 4" Circular Posts
- Wide Range of Decorative Options
- Ideal for School Campuses



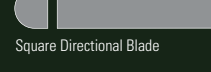
## Standard Blades



Radius Directional Blade



Chevron Directional Blade



Square Directional Blade



Graphics Panels



## Crown Panels



250mm/10" Round



250mm/10" Square



250mm/10" Fan



250mm/10" Triangular

## Post Caps / Decorative Rings



Dome



Flat Circular



Flat Circular w/Crown Slot



Decorative Circular Ring

