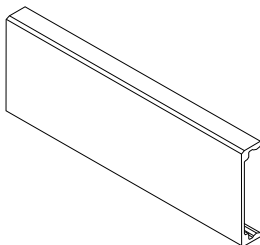


## Aluminum SignBands

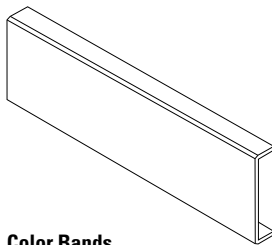


Code	Size height
<b>SB15</b>	15mm (9/16")
<b>SB30</b>	30mm (1-1/8")
<b>SB45</b>	45mm (1-3/4")
<b>SB60</b>	60mm (2-3/8")
<b>SB75A</b>	75mm (3")

Code	Size height
<b>SBC90*</b>	90mm (3-1/2")
<b>SB90</b>	90mm (3-1/2")
<b>SB120</b>	120mm (4-3/4")
<b>SB150A</b>	150mm (5-7/8")

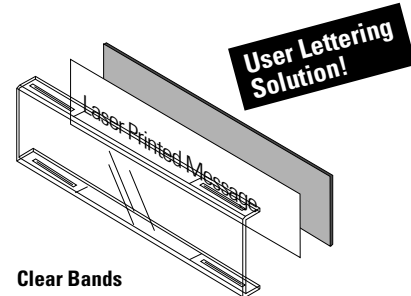
\* Curved Face Sign Band

## Plastic Color Bands & Clear Bands



Color Bands

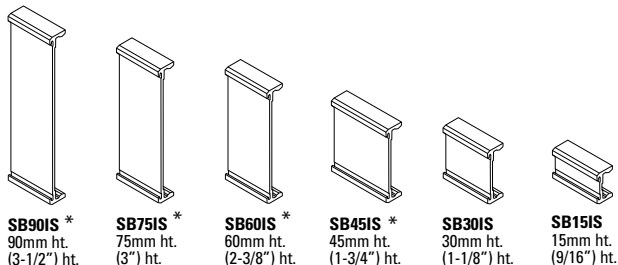
Code	Size height x width
<b>SBP30-225</b>	30mm x 225mm (1-1/8" x 8-7/8")
<b>SBP45-225</b>	45mm x 225mm (1-3/4" x 8-7/8")
<b>SBP60-150</b>	60mm x 150mm (2-3/8" x 5-7/8")
<b>SBP60-225</b>	60mm x 225mm (2-3/8" x 8-7/8")
<b>SBP150-150</b>	150mm x 150mm (5-7/8" x 5-7/8")
<b>SBP150-225</b>	150mm x 225mm (5-7/8" x 8-7/8")



Clear Bands

Code	Size height x width
<b>SBP30-225-CL</b>	30mm x 225mm (1-1/8" x 8-7/8")
<b>SBP45-225-CL</b>	45mm x 225mm (1-3/4" x 8-7/8")
<b>SBP60-150-CL</b>	60mm x 150mm (2-3/8" x 5-7/8")
<b>SBP60-225-CL</b>	60mm x 225mm (2-3/8" x 8-7/8")
<b>SBP150-150-CL</b>	150mm x 150mm (5-7/8" x 5-7/8")
<b>SBP150-225-CL</b>	150mm x 225mm (5-7/8" x 8-7/8")

## Aluminum SignBand Insert Slots

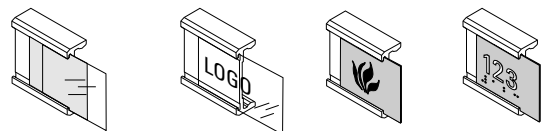


**User Lettering Solution!**

**Note:** Available Graphic area is 6mm (1/4") less than overall height - Except on larger\* sizes, the graphic area is 8mm (5/16") less than overall height.

<b>SB90IS *</b> 90mm ht. (3-1/2") ht.	<b>SB75IS *</b> 75mm ht. (3") ht.	<b>SB60IS *</b> 60mm ht. (2-3/8") ht.	<b>SB45IS *</b> 45mm ht. (1-3/4") ht.	<b>SB30IS</b> 30mm ht. (1-1/8") ht.	<b>SB15IS</b> 15mm ht. (9/16") ht.
---	---	---	---	---	--

## Insert Slot Options



**SWMS**  
SignWord Paper Inserts w/Laser Printed Copy & Protective Overlay


**SB010**  
10mil Lexan w/Subsurface Graphics

**SB020**  
20mil Polyester w/Surface Graphics

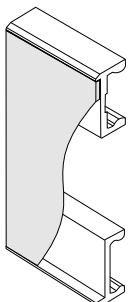
**SBADA**  
Photopolymer ADA Inserts

## Aluminum Band Widths

Aluminum SignBands & SignBand Insert Slots are available in the following widths (metric or imperial):



## Acrylic Plaque Inserts



**SB241**  
1/16" Acrylic

### Standard\* Heights

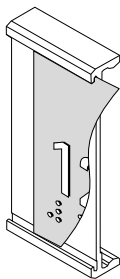
180mm (7-1/16")  
195mm (7-3/4")  
210mm (8-1/4")  
225mm (8-7/8")  
255mm (10")  
300mm (11-3/4")  
360mm (14-1/8")  
405mm (16")

\* Exact heights are shown in mm's. Inch height dimensions are nominal.

### Standard Widths

210mm or 8"  
225mm or 9"  
255mm or 10"  
300mm or 12"  
360mm or 14"  
405mm or 16"  
450mm or 18"  
510mm or 20"  
600mm or 24"  
750mm or 30"  
900mm or 36"

## ADA Solutions



**SBADA**  
Photopolymer ADA Band w/Insert Slot

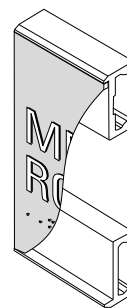
### Standard\* Heights

45mm (1-3/4")  
60mm (2-3/8")  
90mm (3-1/2")

\* Exact heights are shown in mm's. Inch height dimensions are nominal.

### Standard Widths

45mm or 2"  
105mm or 4"  
150mm or 6"  
210mm or 8"  
225mm or 9"  
255mm or 10"  
300mm or 12"



**SB080-A**  
.080" Rigid Phenolic Plaque

### Standard\* Heights

60mm (2-3/8")  
90mm (3-1/2")  
120mm (4-3/4")  
150mm (5-7/8")  
180mm (7-1/16")  
195mm (7-3/4")  
210mm (8-1/4")  
225mm (8-7/8")  
255mm (10")  
300mm (11-3/4")

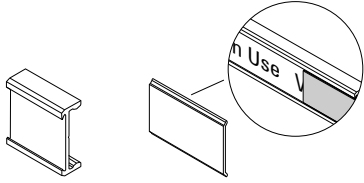
\* Exact heights are shown in mm's. Inch height dimensions are nominal.

### Standard Widths

150mm or 6"  
210mm or 8"  
225mm or 9"  
255mm or 10"  
300mm or 12"  
360mm or 14"

## Other Components & Decorative Elements

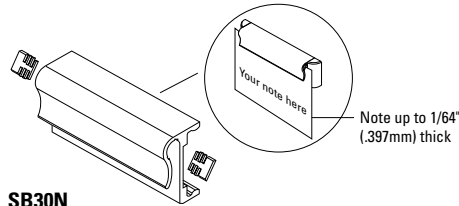
### Changeable Sliding SignBand



**SBSB**  
Slider Band  
30mm ht.  
(1-1/8") ht.

**SBSI**  
Slider Insert  
30mm ht.  
(1-1/8") ht.

### SignBand Notifier Message Strip



**SB30N**  
SignBand Notifier  
30mm ht.  
(1-1/8") ht.

Note up to 1/64"  
(.397mm) thick

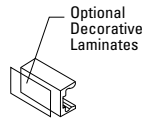
### Decorative Elements



**SBDB-R**  
Radius  
15mm  
(9/16") ht.



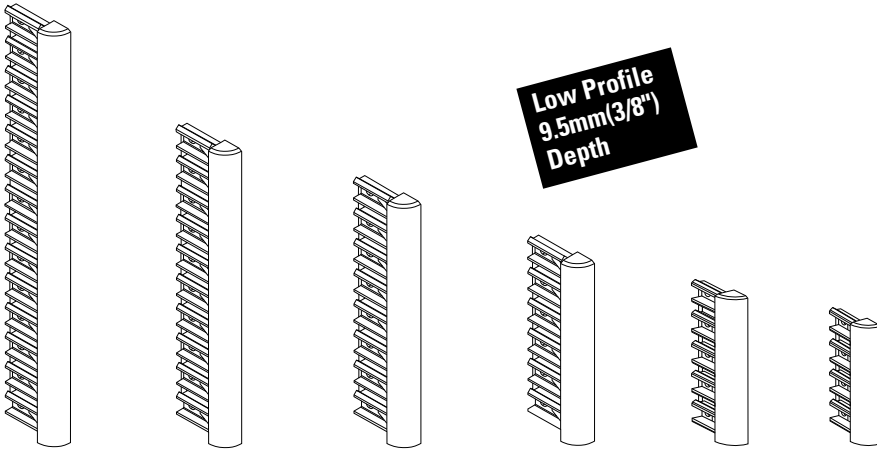
**SBDB-B**  
Bevel  
15mm  
(9/16") ht.



**SBDB-OF**  
Optional Face  
15mm  
(9/16") ht.

## Plastic End Clips

For Low-Profile signs up to 210mm/8-1/4" in Height



Low Profile  
9.5mm(3/8")  
Depth

**SBEC210-R**  
210mm (8-1/4")  
Radius

**SBEC150-R**  
150mm (5-7/8")  
Radius

**SBEC120-R**  
120mm (4-3/4")  
Radius

**SBEC90-R**  
90mm (3-1/2")  
Radius

**SBEC75-R\***  
75mm (3")  
Radius

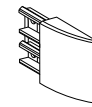
**SBEC60-R**  
60mm (2-3/8")  
Radius

**SBEC45-R**  
45mm (1-3/4")  
Radius

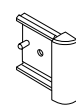
**SBEC30-R**  
30mm (1-1/8")  
Radius

\* Not available in  
Contour shape

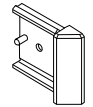
### Shapes



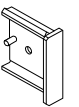
**SBEC-C**  
Contour



**SBEC-R**  
Radius  
(as shown)



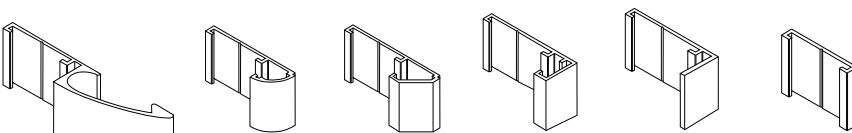
**SBEC-B**  
Bevel



**SBEC-S**  
Square

## Aluminum Side Tracks

For signs of standard heights from 120mm(4-3/4") up to 1005mm(39-1/2")



**SBST-C**  
Contour

**SBST-R**  
Radius

**SBST-B**  
Bevel

**SBST-S\***  
Square

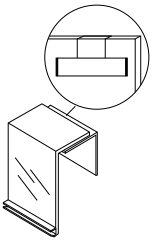
**SBST-T\*\***  
Thin Line

**SBC\*\***  
Center

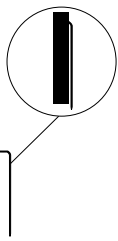
16mm(5/8")  
Depth

\* May also be used as a Column Divider.  
\*\* Used ONLY as Column Dividers or  
Center Supports unless otherwise  
approved by Factory.

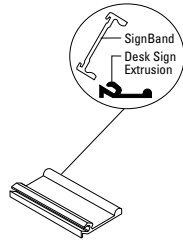
## Accessories



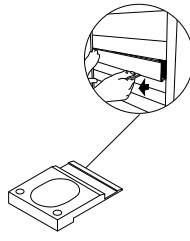
**SBPC**  
Panel Clip  
For Office  
Partitions



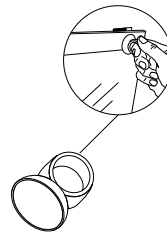
**PIN**  
PinLock  
Fastener  
For Fabric



**SBDSE**  
Desk Sign  
Extrusion  
Black Plastic



**SBRMT**  
SignBand  
Removal Tool



**SCT**  
Suction  
Cup Tool  
For Window Signs

## Standard Colors & Finishes

**Integral Colors**  
for Molded Plastic End Clips  
and Color Bands  
A02 Black  
A02 Black  
A43 Putty\*  
A44 Architectural Brown\*  
A72 Bone White  
A78 Pearl Grey

**Translucent Colors**  
Contour End Clips ONLY  
T90 Ice Blue  
T91 Frost Grey  
T92 Mist Green  
T93 Butterscotch

**Painted Colors**  
for All Components  
A02 Black  
A43 Putty  
A44 Architectural Brown  
A72 Bone White  
A78 Pearl Grey

• Plus - 44+ Other APCO  
Standard Colors  
• Custom Colors Available

**Metallic Finishes**  
for Aluminum Components only  
Natural Satin Anodized

\* Not available as standard for Contour End Clips