

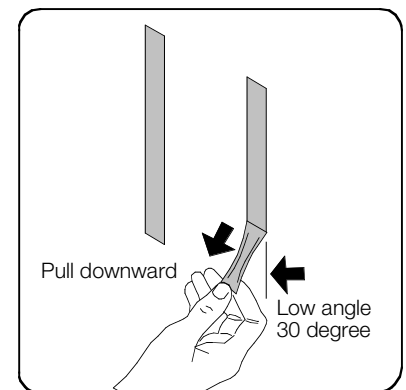
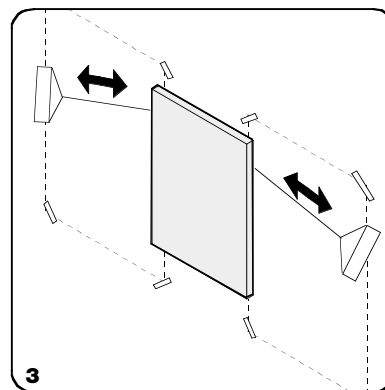
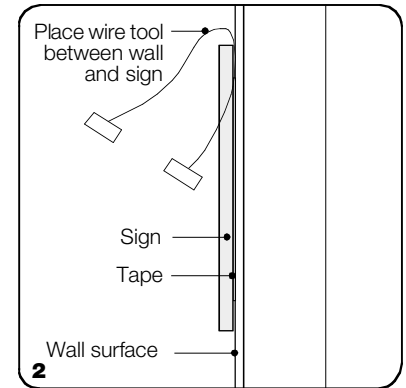
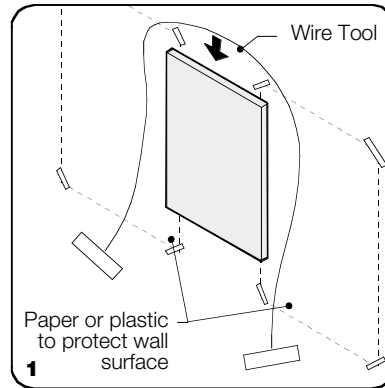
Sign Removal

How to remove signs taped to wall

For Signs Attached with double sided adhesive Tape (VT Mounting)

APCO uses special mounting tape designed to release from most wall surfaces resulting in minimal or little damage to paint, wall covering or finished wood surfaces. Removing signs that are tape applied to wall surfaces may be accomplished with a special tool made of fine wire. Follow the instructions below to remove signs. To make a wire removal tool, refer to diagram at the bottom of page.

1. Depending upon wall finish, you may choose to protect the wall surface from accidental scuffing by placing paper left and right of sign before removal with wire tool.
2. Place the wire between the wall and sign frame.
3. Pull carefully left to right by beginning with wire tool in a horizontal position.
4. As the wire begins to cut through tape, pull gently downward continuing left and right motion until tape is completely cut in half. Do not pull outward while cutting.
5. Set aside the wire tool and remove sign from wall. To remove tape residue remaining on wall surface, peel tape from one end, and stretch at a low angle very slowly. Do not pull tape outward, only downward.
6. Continue to stretch the tape at a low angle. Should the tape break, begin the process again.



Detail of tape remaining on wall after sign is removed.

How to make a Sign Removal Tool

This tool may be known as a garrote (ga rot') as well. For best results, a wire should be used, rather than string or nylon which is less effective in cutting the tape.

1. Wire diameter should be thin as possible, about (0.02" dia.). The least difficult material to find will be plain wire, or picture hanging cable obtained from a hardware store. Picture hanging cable will be stranded but it's best to unwind the strands and use just one thin wire.
2. A cable clench connector holds best when securing the ends to handles. Alternately, wire may be twisted together or tied into a knot.
3. Handles may be made of flexible PVC tubing, 3/4" dia. wood dowels, or pipe. Recommended construction details below.

