

## APCO Interior Signs

Accord 15, Arcadia, FullView, IM/SignMatch

## General Cleaning & Care

APCO Interior signs are designed to provide years of trouble-free service. As with any product, however, proper care will keep your signs looking and functioning well.

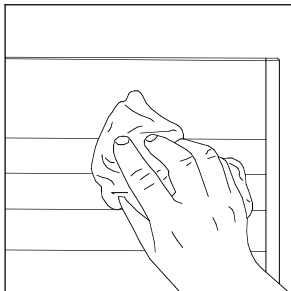
### Appearance

Proper care for your sign finish is important, as harsh cleansers and solvents can permanently damage aluminum finishes as well as the molded plastic components. Always clean by wiping with a soft, lint-free, damp cloth, taking care to wipe gently and not rub.

For stubborn dirt, wash with a very mild solution of liquid hand detergent and lukewarm water. Use a soft cloth or sponge. Dry by blotting with a damp cloth or chamois. Do not dry by rubbing with a dry cloth.

Avoid using products such as window cleaners, liquids containing ammonia, scouring compounds, gritty cloths, gasolines, or solvents (alcohol, acetone, kerosene, carbon tetrachloride, naphtha, spirits or any aromatic hydrocarbons).

*Important: Before cleaning with any sort of liquid and/or damp cloth, if your sign features a digitally printed display or paper insert, you should remove that display from the frame before cleaning, as the moisture could permanently damage the display.*



### Signs with Tactile Graphics and Braille

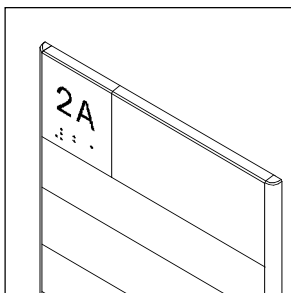
If your sign contains these components, it will require **special attention!**

The tactile and braille portion of the product is intended for interior use in **climate controlled environments only.**

Installation in environments where product is regularly subjected to high humidity and moisture may result in deterioration of tactile graphics.

Prior to installation, extreme care should be taken not to store this product in areas without total climate control.

Manufacturer assumes no responsibility for damage arising from mishandling or misapplication of tactile/braille products.

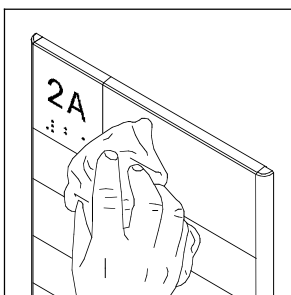


### Cleaning Suggestions for Tactile Signs

Tactile and braille portions of your sign should be cleaned using a soft, lint-free damp cloth. After damp wipe, follow with a dry cloth to remove any residual moisture.

*Never use abrasives, glass cleaners, household solvents or any ammonia-based cleaners. Never use solvent-based cleaners.*

When removing marks made with ball point pen, lipstick and the like, small amounts of isopropyl alcohol applied sparingly with a cotton pad may be used. Always test in an obscure area before using.



### Touch Up Paint

For difficult surface scratches and nicks, you may request a small bottle and applicator of touch up paint. Order by contacting your APCO Sales Representative, Dealer or Factory office. Your original APCO Order Number will be helpful in determining the precise color(s) used on your order.

