

# PolySign® Single Panel Series Illuminated Fiberglass



**4250.1**  
Base Mount Module  
without End Shapes

Customer : \_\_\_\_\_

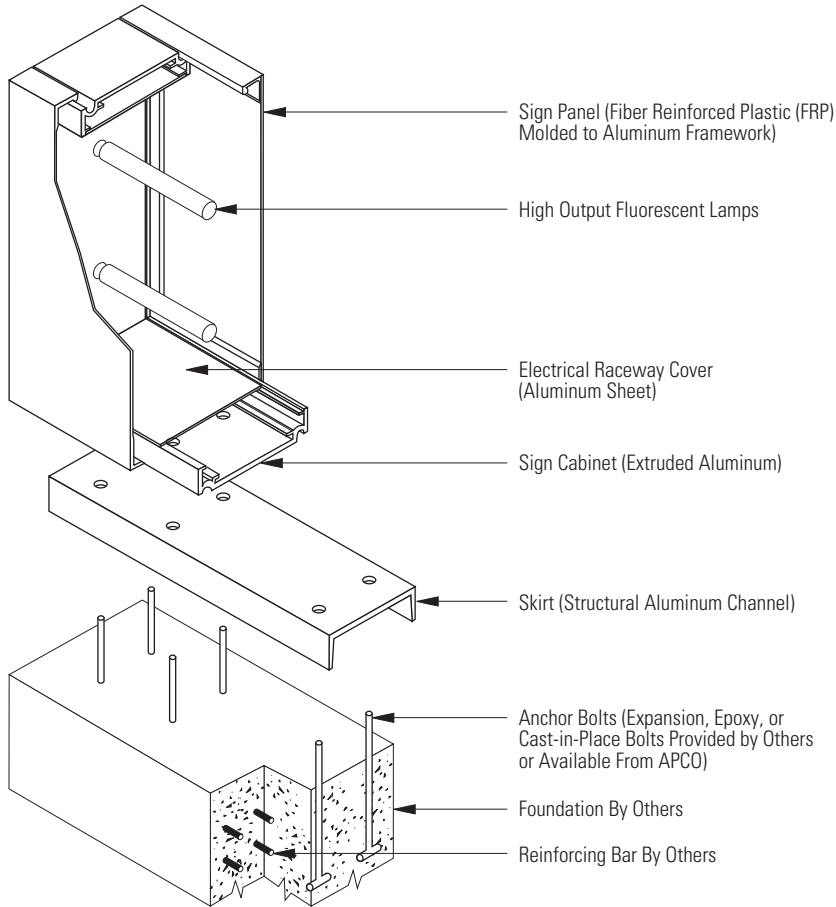
Customer Order No. : \_\_\_\_\_

Project Name : \_\_\_\_\_

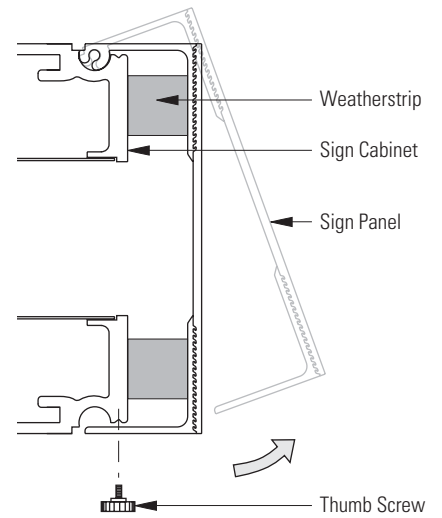
**APCO Order No.** : \_\_\_\_\_

Sign Type/Location No.: \_\_\_\_\_

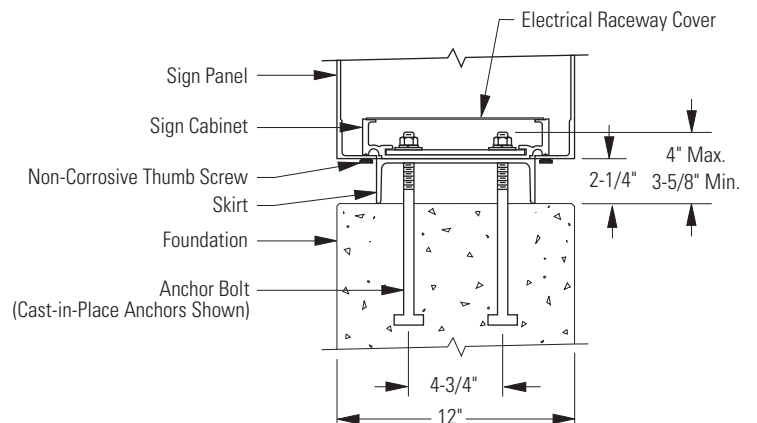
Prepared by : (Print clearly) \_\_\_\_\_ Date : \_\_\_\_\_



**Partial Exploded View**



**Sign Panel Operation**



**Partial Section View**

# PolySign® Single Panel Series Illuminated Fiberglass



## 4250.1 Base Mount Module without End Shapes

### Sign Panel

Size: H. \_\_\_\_\_ W. \_\_\_\_\_

Background Color: \_\_\_\_\_

NOTE: Refer to Layout Drawing(s) for graphic layout and specifications.

### Sign Cabinet Finish

- To Match Sign Panel Background
- Other: \_\_\_\_\_

### Skirt Finish

- To Match Sign Panel Background
- Other: \_\_\_\_\_

### Anchor Bolts

- Qty.: \_\_\_\_\_
- Provided By Others
  - Provided By APCO

### Electrical

- 120 V, 60Hz
  - 277 V, 60Hz
  - Other \_\_\_\_\_
- Amperage: \_\_\_\_\_

### Special Comments

---



---



---



---

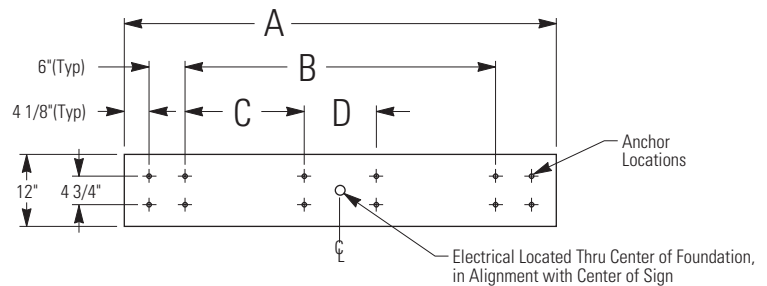
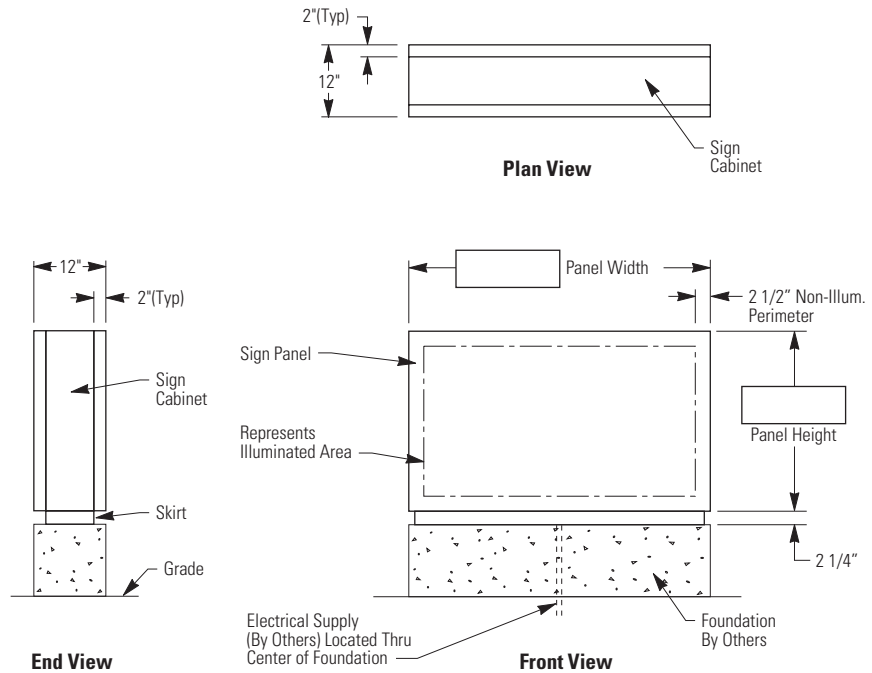
### NOTES:

Foundation design to be specified by qualified person(s) based on local geographical practices such as frost lines, soil conditions, etc. APCO accepts no responsibility for foundation design or sign installation unless performed by APCO.

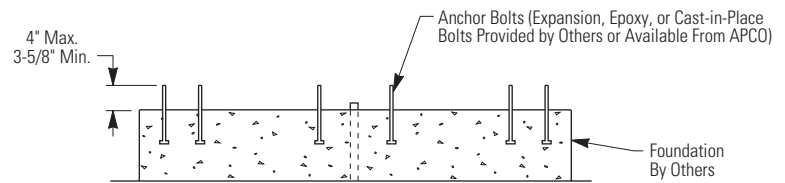
Electrical supply by others. All electrical connections to be performed by a licensed electrical contractor.

Anchor bolts to be specified by qualified persons and installed per manufacturer's recommendations.

Mounting patterns are available upon special request.



Foundation Plan



Foundation Cross Section

Panel Width	38-1/4"	50-1/4"	62-1/4"	74-1/4"	86-1/4"	98-1/4"	110-1/4"	122-1/4"	144"
A	38-1/4"	50-1/4"	62-1/4"	74-1/4"	86-1/4"	98-1/4"	110-1/4"	122-1/4"	144"
B	18"	30"	42"	54"	66"	78"	90"	102"	123-3/4"
C	~	~	~	21"	27"	33"	30"	34"	41-1/4"
D	~	~	~	12"	12"	12"	30"	34"	41-1/4"
Anchor Bolt Qty.	8	8	8	12	12	12	12	12	12