

Visuline® 2300.4 Series Pedestal Mounted Display



SUBMITTED FOR APPROVAL

This product is scheduled for shipment the week of :

Date _____

Production cannot begin until one (1) copy of these drawings is returned with your signature of approval by :

Date _____ , otherwise rescheduling will be necessary. Drawing revisions may also require rescheduling.

Retain _____ Set(s)

Return _____ Set(s)

Customer Approval Required *(Check appropriate box)*

Purchaser _____

By (Print name & title clearly) _____

Signature _____ Date _____

Approved for Production

Approved as noted

Not approved
Resubmit with changes
Product subject to rescheduling

FOR REFERENCE ONLY *(Customer Waives Approval)*

Production Has Begun

This product is scheduled for shipment the week of :

Date _____

It is understood that customer, in waiving formal approval procedure, assumes full responsibility for the specifications, dimensions and details included herein.

APCO Use

Project Name _____ **APCO Order No.** _____

Customer Order No. _____

Original Submittal Date : _____

Prepared by (Print clearly) _____

Revision (Date) _____

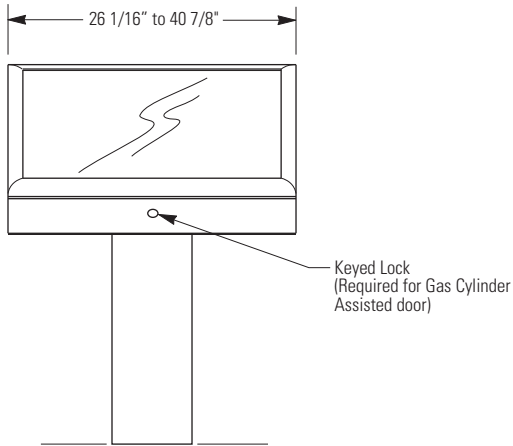
All design rights reserved.

Visuline® 2300.4 Series Pedestal Mounted Display

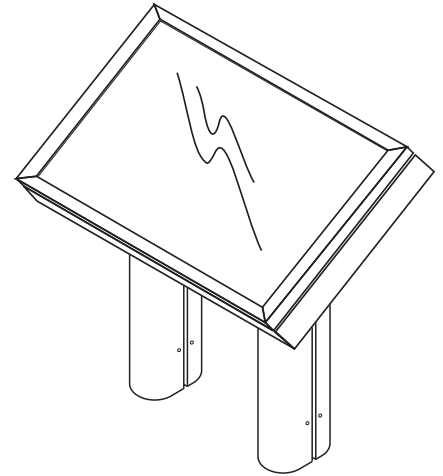


Product Details

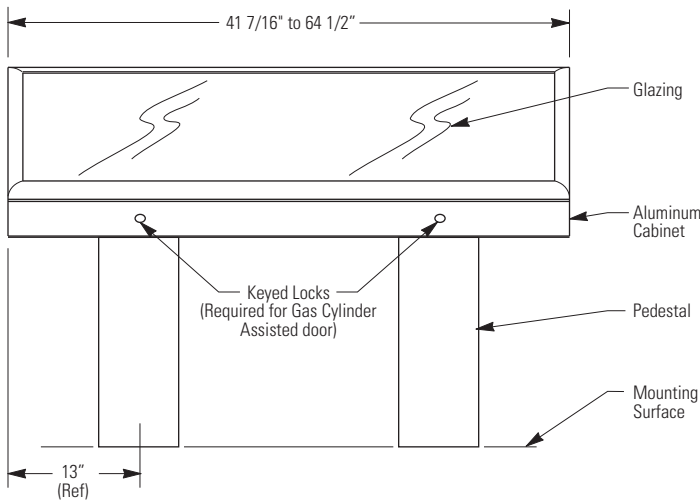
Front View : Single Pedestal



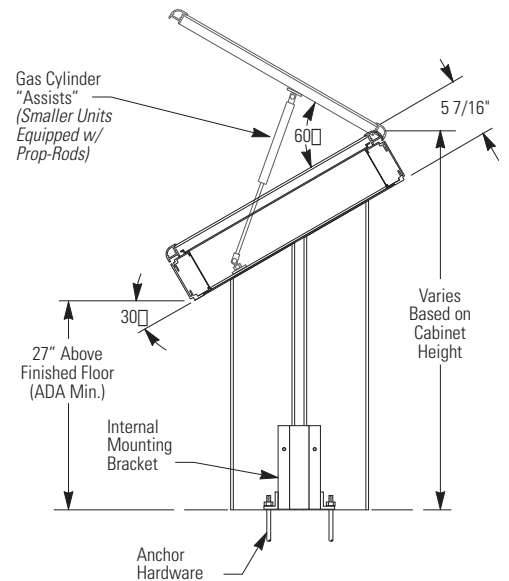
Isometric View



Front View : Double Pedestal

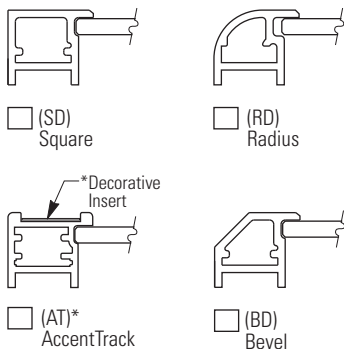


Section : Side View

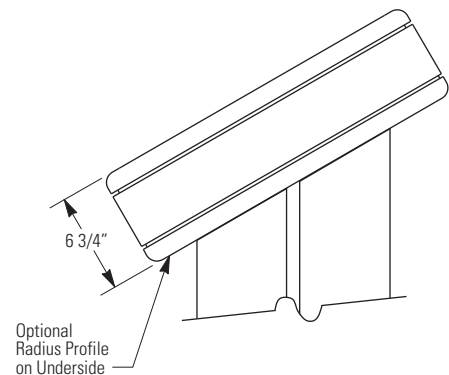


Door Profile Options

All shapes available in aluminum.



Underside Door Profile Option



* AccentTrack door accommodates insert materials 1" wide and up to .090" thick, furnished either by APCO or by customer.

Visuline® 2300.4 Series Pedestal Mounted Display



Specifications

Product

- Interior Use
- Exterior Use

Size: H. _____ W. _____ D. 5-7/16"
(See Note 4)

Estimated Weight _____

Door Frame Shape

- Square AccentTrack
- Radius
- Bevel

Underside Door Profile

- None
- Radius (See Note 4)

Door Support

See Note 5

- Prop Rods
- Gas Cylinder "Assists"

Door Locking Device

- 3M "Dual Lock" Fastener (Included)
- Keyed Plunger Lock
(Required for gas cylinder assists)

Glazing

- Clear Tempered Safety Glass
(See Note 2)

Note 1

Display area is calculated by subtracting 3-3/8" from both the cabinet housing's height and width.

Height _____ - 3-3/8" = _____ Width _____ - 3-3/8" = _____
(Display Area) (Display Area)

Note 2

Clear glass has a natural slight green tint. Though typically unnoticeable, it may affect the appearance of certain colors. Composite glazing (i.e. Acrylic, Lexan, etc.) is not used. These materials are not as strong as tempered glass, they are more vulnerable to scratches and expansion enhances imperfections in their natural uneven and wavy surfaces.

Note 3

All display components are available for interior use. Refer to Product Technical Manual for those components approved for exterior applications.

Note 4

When optional Underside Door Profile is selected, Housing depth becomes 6-3/4".

Note 5

All Pedestal doors are top hinged. Doors up to 30 lbs. are equipped with prop rods. Aluminum doors exceeding 8.5 sq.ft. require gas cylinder "assists". Both mechanisms support door approximately 60° from its closed position.

Pedestal

- Single Pedestal (37-3/8h. x 40-7/8"w. Max.)
- Double Pedestal

Pedestal Shape

- Radius (Standard)
- Rectangular

Finishes

Door

- Natural Satin Anodized
- 313 Dark Bronze Anodized
- 315 Black Anodized
- Other _____

Housing

- Natural Satin Anodized
- 313 Dark Bronze Anodized
- 315 Black Anodized
- Other _____

Housing Underside

- To match housing finish
- Other _____

Pedestal

- Natural Satin (Simulated Polyurethane)
- Dark Bronze (Simulated Polyurethane)
- 315 Black (Simulated Polyurethane)
- Other _____

Special Comments

Component Information

See Notes 1 & 3

- Single Component Configuration
- Multiple Component Configuration
(Provide Format)

Header

- With Header Without Header

Size: H. _____ W. _____

Directory

Informer Message Strips (Molded Plastic)

- I-50; 1/2" x 9"

Color: _____ Total Qty.: _____

- I-100; 1" x 9"

Color: _____ Total Qty.: _____

Accord15™ SignBands

Part Code	Length	Color	Qty.
_____	_____	_____	_____
_____	_____	_____	_____
_____	_____	_____	_____
_____	_____	_____	_____
_____	_____	_____	_____
_____	_____	_____	_____
_____	_____	_____	_____
_____	_____	_____	_____
_____	_____	_____	_____
_____	_____	_____	_____

Accord15™ SignBands w/ Paper Insert

Part Code	Length	Color	Qty.
_____	_____	_____	_____
_____	_____	_____	_____
_____	_____	_____	_____
_____	_____	_____	_____
_____	_____	_____	_____
_____	_____	_____	_____
_____	_____	_____	_____
_____	_____	_____	_____
_____	_____	_____	_____
_____	_____	_____	_____
_____	_____	_____	_____

Maps or Plans

Size: H. _____ W. _____

Magnetic Board

Size: H. _____ W. _____

Color: _____

Cork Board

Size: H. _____ W. _____

Color: _____

Fabric Board

Size: H. _____ W. _____

Color: _____

Custom Components

- Complete Specifications Provided

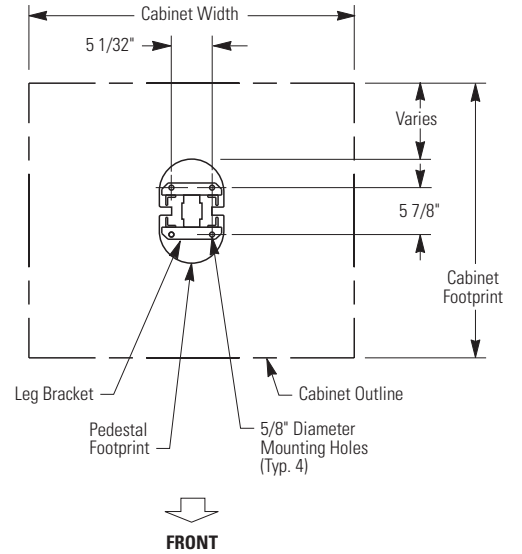
Visuline® 2300.4 Series Pedestal Mounted Display



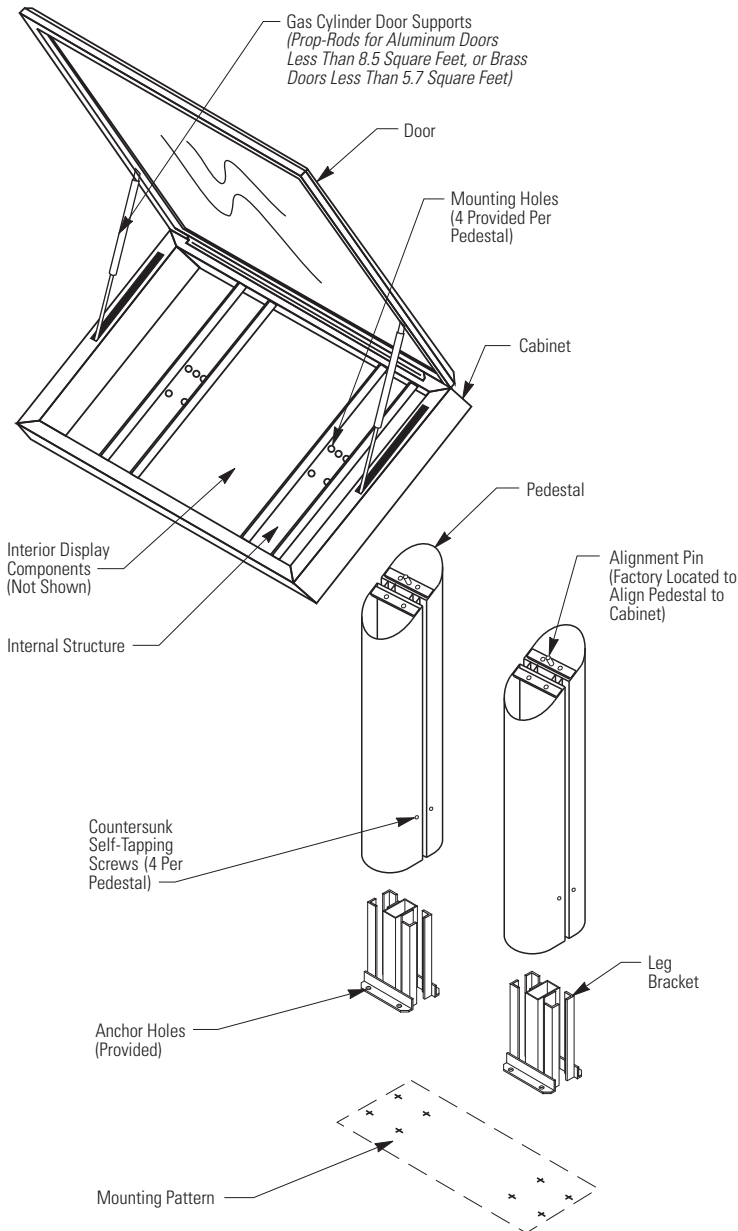
Installation / Mounting Details

IMPORTANT :
APCO IS NOT RESPONSIBLE FOR DESIGN OR CONSTRUCTION OF MOUNTING SURFACE. Adequate structure for mounting directory pedestal(s) must be provided by others.

Mounting Pattern - Single Pedestal



Exploded Isometric View



Anchor Detail

