

Visuline® 2300.3 Series
Surface Mounted Display



SUBMITTED FOR APPROVAL

This product is scheduled for shipment the week of :

Date _____

Production cannot begin until one (1) copy of these drawings is returned with your signature of approval by :

Date _____ , otherwise rescheduling will be necessary. Drawing revisions may also require rescheduling.

Retain _____ Set(s)

Return _____ Set(s)

Customer Approval Required *(Check appropriate box)*

Purchaser _____

By (Print name & title clearly) _____

Signature _____ Date _____

Approved for Production

Approved as noted

Not approved
Resubmit with changes
Product subject to rescheduling

FOR REFERENCE ONLY *(Customer Waives Approval)*

Production Has Begun

This product is scheduled for shipment the week of :

Date _____

It is understood that customer, in waiving formal approval procedure, assumes full responsibility for the specifications, dimensions and details included herein.

APCO Use

Project Name _____ **APCO Order No.** _____

Customer Order No. _____

Original Submittal Date : _____

Prepared by (Print clearly) _____

Revision (Date) _____

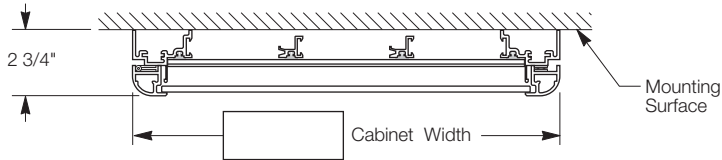
All design rights reserved.

Visuline® 2300.3 Series Surface Mounted Display

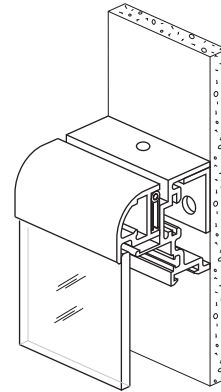


Product Details

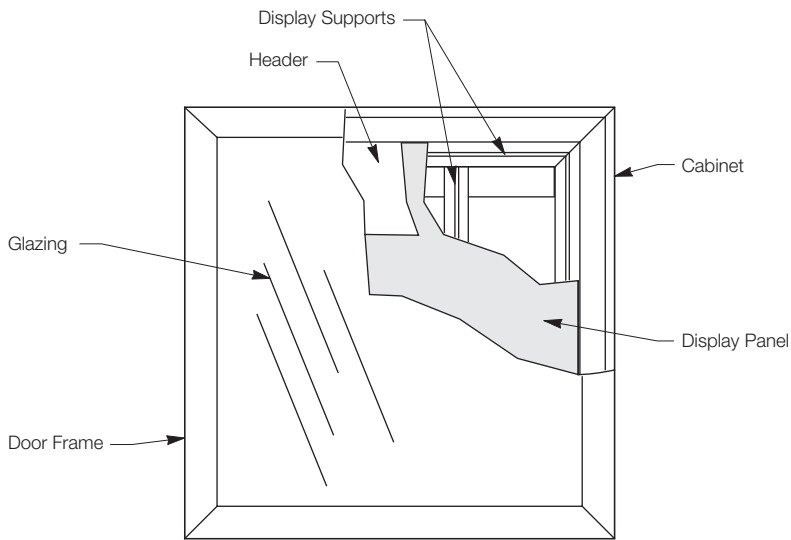
Section : Plan View



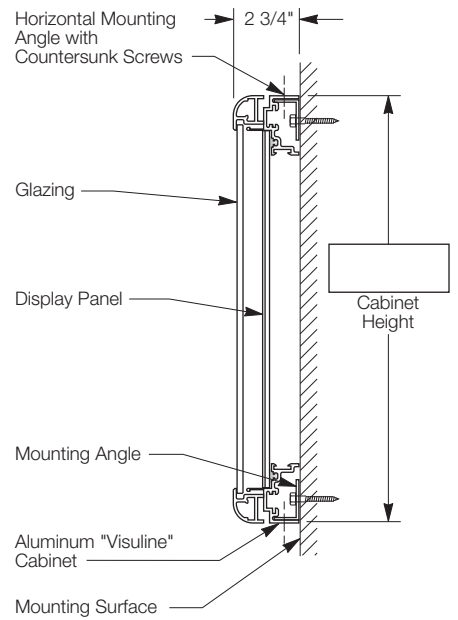
Cut-away Isometric View



Elevation : Front View

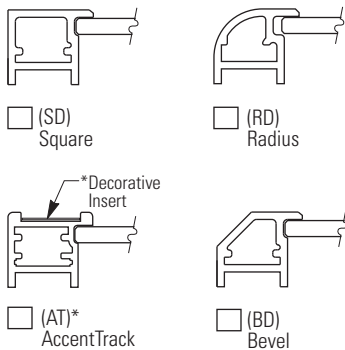


Section : Side View



Door Profile Options

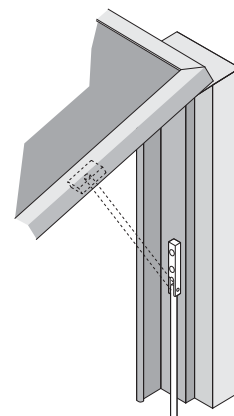
All shapes available in aluminum.



* AccentTrack door accommodates insert materials 1" wide and up to .090" thick, furnished either by APCO or by customer.

Prop Rods

Top hinged doors up to 30 lbs. are equipped with concealed prop rods.



Visuline® 2300.3 Series Surface Mounted Display



Specifications

Product

- Interior Use
- Exterior Use

Size: H. _____ W. _____ D. 2-3/4"
(See Note 3)

Estimated Weight _____

Door Frame Shape

- Square AccentTrack
- Radius
- Bevel

Hinge Location

- Left
- Top with Prop Rod Door Supports
(Opens approx. 60°, See Note 3)
- Other _____

Door Locking Device

- 3M "Dual Lock" Fastener (Included)
- Keyed Plunger Lock

Glazing

- Clear Tempered Safety Glass
(See Note 3)

Note 1

Display area is calculated by subtracting 3" from both the cabinet housing's height and width. (Also See Note 4)

Height _____ - 3" = _____ Width _____ - 3" = _____
(Display Area) (Display Area)

Note 2

Clear glass has a natural slight green tint. Though typically unnoticeable, it may affect the appearance of certain colors. Composite glazing (i.e. Acrylic, Lexan, etc.) is not used. These materials are not as strong as tempered glass, they are more vulnerable to scratches and expansion enhances imperfections in their natural uneven and wavy surfaces.

Note 3

Top hinged aluminum doors exceeding 8.5 sq.ft. require gas cylinder "assists". To accommodate gas cylinders, the "GC" cabinet is required. This variation affects product depth and size of display area. Use separate Shop Drawing 2300.3GC to specify the heavier, top hinged, Semi-Recessed Visulines.

Note 4

All display components are available for interior use. Refer to Product Technical Manual for those components approved for exterior applications.

Finishes

Door

- Natural Satin Anodized
- 313 Dark Bronze Anodized
- 315 Black Anodized
- Other _____

Housing

- Natural Satin Anodized
- 313 Dark Bronze Anodized
- 315 Black Anodized
- Other _____

Special Comments

Component Information

See Notes 1, 3 & 4

- Single Component Configuration
- Multiple Component Configuration
(Provide Format)

Header

- With Header Without Header
- Size: H. _____ W. _____

Directory

Informer Message Strips (Molded Plastic)

- I-50; 1/2" x 9"
Color: _____ Total Qty.: _____
- I-100; 1" x 9"
Color: _____ Total Qty.: _____

Accord15™ SignBands

Part Code	Length	Color	Qty.

Accord15™ SignBands w/ Paper Insert

Part Code	Length	Color	Qty.

Maps or Plans

Size: H. _____ W. _____

Magnetic Board

Size: H. _____ W. _____
Color: _____

Cork Board

Size: H. _____ W. _____
Color: _____

Fabric Board

Size: H. _____ W. _____
Color: _____

Custom Components

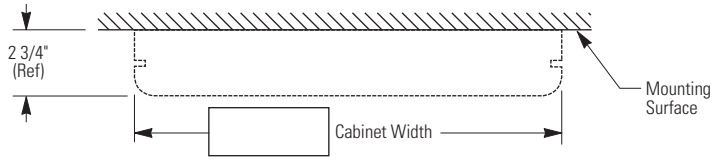
- Complete Specifications Provided

Visuline® 2300.3 Series Surface Mounted Display



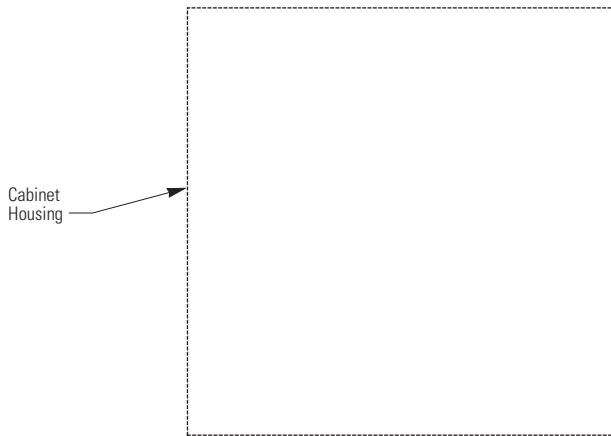
Installation / Mounting Details

Section : Plan View



IMPORTANT :
APCO IS NOT RESPONSIBLE FOR DESIGN OR
CONSTRUCTION OF WALL STRUCTURE OR
MOUNTING SURFACE.
Adequate wall structure for mounting directory
must be provided by others.

Elevation : Front View



Section : Side View

